

Joe Bonham, President
Kit Jones, Vice-President
Terry Gaul, Treasurer
Nancie Rain, Secretary



Verge Greenwood, Director
Becky Haas, Director
William Morefield III, Director

RICHMOND

DEVELOPMENT CORPORATION OF RICHMOND

PUBLIC NOTICE OF MEETING

A meeting of the Board of Directors of the Development Corporation of Richmond **will be held at the Commission Chamber, Richmond City Hall Annex, 600 Morton Street, Richmond, Texas, on the 11th day of May 2021 commencing at 6:00 p.m. and**

via Video Conference call
(pursuant to Texas Government Code, Section 551.127)
Time: May 11, 2021 06:00 PM Central Time (US and Canada)

Join Zoom Meeting

<https://zoom.us/j/99910687311>

Meeting ID: 999 1068 7311

One tap mobile

+13462487799,,99910687311# US (Houston)

+16699006833,,99910687311# US (San Jose)

Dial by your location

+1 346 248 7799 US (Houston)

+1 669 900 6833 US (San Jose)

+1 253 215 8782 US (Tacoma)

+1 301 715 8592 US (Washington DC)

+1 312 626 6799 US (Chicago)

+1 929 205 6099 US (New York)

Meeting ID: 999 1068 7311

Find your local number: <https://zoom.us/u/auB161WkX>

to consider the following:

In compliance with the recommendations of the CDC and other governmental agencies, to limit meetings to less than ten persons to limit the spread of the COVID-19 virus, members of the public will not be permitted to attend the meeting in person. However, members of the public may submit comments to the Development Corporation in any of the following ways: 1) emailing the City Secretary at lsclarlato@richmondtx.gov; 2) delivering written comments to City Hall drop box prior to the meeting; or 3) by notifying the City Secretary in advance that they wish to be contacted by phone at 281-342-5456 option 2 during the meeting in order to make their comments during the comments from the audience for Agenda Items portion of the meeting.

A quorum of the City Commission may be present at this meeting.

1. Call to Order.
2. Recite the Pledge of Allegiance to the U.S. flag and Texas flag.
3. Public Comments. (Public comment is limited to a maximum of 3 minutes per item. No deliberations with DCR Board. Time may not be given to another speaker.)
4. Review and consider taking action on the minutes of the regular meeting held on April 13, 2021.
5. Review Financial Reports through April 30, 2021.
6. Receive update on 2021 Richmond's Economic Development Week.
7. Review Update on Legislative Affairs from Marvin Marcell.
8. Review and consider taking action on the request for funds from the Fort Bend History Association
9. Consider taking action on requests for future agenda items.
10. Excuse from Attendance at Regular DCR Meeting.
11. Report of activities of Economic Development Director.
12. Adjournment

If, during the course of the meeting covered by this Agenda, the Board shall determine that an executive session of the Board, should be held or is required in relation to any item included in this Agenda, then such executive session, as authorized by the Texas Open Meetings Act, will be held by the Board at the date, hour, and place given in this Agenda concerning any and all subjects and for any and all purposes permitted by Sections 551.071-551.090 of the Texas Government Code, including, but not limited to, Section 551.071 for purpose of a private consultation with the Board's attorney on any or all subjects or matters authorized bylaw.

NOTICE OF ASSISTANCE AT THE PUBLIC MEETING

The Development Corporation of Richmond (DCR) meetings are available to all persons regardless of disability. This facility is wheelchair accessible and accessible parking spaces are available. Requests for accommodations, should you require special assistance, must be made 48 hours prior to this meeting. Braille is not available. Please contact the City Secretary's office at (281) 342-5456 for needed accommodations.

CERTIFICATE

I certify that the above notice of meeting was posted on a bulletin board located at a place convenient to the public in the City Hall, Richmond, Texas, on the 6th day of May 2021, at a.m./p.m.

Laura Scarlato City Secretary

DCR Board of Directors Meeting 5.11.21

1. Call to Order.



DCR Board of Directors Meeting 5.11.21

2. Recite the Pledge of Allegiance to the U.S. flag and Texas flag.



DCR Board of Directors Meeting 5.11.21

3. Public Comments. (Public comment is limited to a maximum of 3 minutes per item. No deliberations with DCR Board. Time may not be given to another speaker.)

RICHMOND
DEVELOPMENT CORPORATION OF RICHMOND

DCR Board of Directors Meeting 5.11.21

4. Review and consider taking action on the minutes of the regular meeting held on April 13, 2021.





STATE OF TEXAS

COUNTY OF FORT BEND

CITY OF RICHMOND

The Development Corporation of Richmond convened in a regular meeting open to the public and pursuant to notice thereof duly given in accordance with Section 501.072, Local Government Code, Vernon's Texas Codes, in Richmond City Hall Annex within said City on April 13, 2021 at 6:00 p.m. Directors in attendance included the following:

President, Joe Bonham
Secretary, Nancie Rain
Becky Haas
William B. Morefield, III
City Attorney, Gary Smith
City Secretary, Laura Scarlato

Vice President, Kit Jones
Treasurer, Terry Gaul
Verge Greenwood - **Absent**
Terri Vela, City Manager
Executive Director, Jerry Jones

President Joe Bonham proceeded to call the meeting to order at 6:00 p.m. The meeting was broadcast via video conference call. All members of the public may participate in the meeting and via video conference call.

There was a quorum present.

Agenda item A2, was introduced for public comments. There were no individuals signed up to speak therefore the agenda item was closed.

Agenda item A3, to review and consider taking action on the minutes of the regular meeting held on March 9, 2021. President Bonham asked for changes or discussion regarding the minutes and there were no suggestions or changes. Director Nancie Rain made the motion to approve the minutes for the March 9, 2021 meeting. Director Terry Gaul seconded the motion, and the vote was unanimous to approve.

Agenda item A4, Discuss and consider taking action on reciting the Pledge of Allegiance to the U.S. Flag and Texas Flag. City Attorney provided the background of the agenda item stating the City Commission had recently approved the policy. However, the Commission left the decision of reciting the pledges up to each individual board. The Directors expressed they had no issues with reciting the pledges at the beginning of the Development Corporation meetings. Director Becky Haas made the motion to approve the reciting of the Pledge of Allegiance to the U.S. Flag and the Texas Flag. Vice President Kit Jones seconded the motion, and the vote was unanimous to approve.

Agenda item A5, Review Financial Reports through March 31, 2021. Finance Director Justin Alderete provided the Financial Reports reviewing the revenue and expenses and it was stated they are both in line with expectations. The reports reflect 50% of the FY 2020-2021. Director Gaul stated at the meeting with staff that morning, in the future a 2–3-page summary will be provided.

Agenda item A6. Review Update on 2021 Richmond's Economic Development Week. Economic Development Director Jerry Jones provided the following schedule of events for the week with a brief discussion on each day's activities.

- ❖ Richmond Means Workforce 05/10
- ❖ Richmond Means Transportation 05/11
- ❖ Richmond Means Tourism 05/12
- ❖ Richmond Means Business 05/13
- ❖ Richmond Means Downtown 05/14

There were no comments or questions. The agenda item was closed.

Agenda item A7. Review Annual Report for West Fort Bend Management District (WFBMD). Economic Development Director Jones stated the vision for WFBMD is beautification. City Manager Vela stated that when the District was formed, there was not zoning but the Unified Development Code providing for zoning was adopted on October 1, 2015. The District completes projects for the City. At the present, they are working on F.M. 762 landscape project installation. The mowing on F.M. 359 is provided by the District as well. Also, Hwy 90A and Lane Drive. The main corridors of both Rosenberg and Richmond are the focus of the WFBMD. Director Gaul inquired as to how the District is funded. City Manager Vela stated in the beginning, Rosenberg and Richmond both supported, but Rosenberg no longer provides funding. Also, Henderson Wessendorff and George Foundations provide support. Director Haas stated the assistance received by the WFBMD is money well spent.

Agenda item A8. Review Update on the former Fire Station and the Myrtle Street properties. Economic Development Director Jones provided the status stating an advanced RFP had been done reaching out to all the realtors in the area. There have been conversations with various developers. The fire station is in the first phase of rehabilitation. Painting has been initiated but there are some weather issues. Once completed, the Myrtle Street property will be started. There have been 115 LinkedIn interests with 12 impressions. Follow-up meetings will be initiated.

Agenda item A9. Consider taking action on requests for future agenda items. President Joe Bonham requested an update on the movement of the current legislature. It was stated that Commissioner Beard testified in front of the Ways and Means Committee doing an excellent job.

Agenda item A10. Excuse from Attendance at Regular DCR Meeting. There was no discussion.

Agenda item A11. Report of activities of Economic Development Director. Director Nancie Rain commented it was appreciated receiving the report during the month.

There being no further business to come before the Development Corporation of Richmond, President Bonham adjourned the meeting at 6:37 p.m. Director Rain made the motion with Director Morefield seconding.

APPROVED:

Joe Bonham, President

ATTEST:

Laura Scarlato, City Secretary

DCR Board of Directors Meeting 5.11.21

5. Review Financial Reports through April 30, 2021.



BALANCE SHEET

AS OF: APRIL 30TH, 2021

85 -DEVELOPMENT CORPORATION

ASSETS

=====

1100	CLAIM ON CASH-DEVELOPMENT CORP	0.00
1101	Combined Securities - DCR	4,916,410.28
1105	CASH IN BANK-DEVELOPMENT CORP	447,359.09
1120	DCR WF - Sweep Accrued Interes	2,484.56
1200	INVESTMENTS	0.00
1302	SALES TAX RECEIVABLE	313,649.23
1303	OTHER RECEIVABLE	0.00
1370	ACCOUNTS RECEIVABLE - INVOICED	0.00
1500	PREPAID ASSET	0.00
1501	ACCRUED WORKERS COMP	0.00
1502	ACCRUED EXPENSES	0.00
1610	DUE TO (FROM) GENERAL	0.00
1620	DUE TO (FROM) WATER/SEWER	0.00
1621	DUE TO (FROM) METER	0.00
1622	DUE TO/FROM SURFACE WATER	0.00
1623	DUE TO/FROM RIVER PARK WEST	0.00
1625	DUE TO (FROM) CONSTRUCTION II	0.00
1626	DUE TO (FROM) FIRE SERVICE CAP	0.00
1630	DUE TO (FROM) DEBT SERVICE	0.00
1631	DUE TO (FROM) DEBT 1999 SERIES	0.00
1632	DUE TO/FROM DEBT-99 SERIES II	0.00
1640	DUE TO (FROM) WASTEWATER IMPAC	0.00
1650	DUE TO (FROM) WATER IMPACT	0.00
1660	DUE TO (FROM) PARK IMPROVEMENT	0.00
1665	DUE TO (FROM) STATE FUNDS (NARC	0.00
1666	DUE TO (FROM) FEDERAL FUNDS	0.00
1667	DUE TO (FROM) EQUIPMENT GRANT	0.00
1687	DUE TO/FROM SEED	0.00
1688	DUE TO/FROM WEED	0.00
1689	DUE TO/FROM HIGHER EDUCATION	0.00
1690	DUE TO (FROM) CDBG	0.00
1691	DUE TO/FROM TCLEOSE-FIRE	0.00
1692	DUE TO (FROM) COURT TECHNOLOGY	0.00
1693	DUE TO (FROM) COURT SECURITY	0.00
1696	DUE TO (FROM) TCLEOSE-POLICE	0.00
1697	DUE TO/FROM GEN FIXED ASSETS	0.00
1698	DUE TO/FROM DCR CASH/SWEEP	0.00

TOTAL ASSETS

5,679,903.16

=====

LIABILITIES

=====

2000	DEVELOPEMENT CORP ACCT PAYABLE	0.00
2014	RETAINAGE PAYABLE	0.00
2105	DEFERRED REVENUE	0.00
2140	ACCOUNTS PAYABLE	185,276.12
2199	DUE TO POOLED CASH	0.00

BALANCE SHEET

AS OF: APRIL 30TH, 2021

85 -DEVELOPMENT CORPORATION

TOTAL LIABILITIES 185,276.12

FUND BALANCE

=====

2900	UNAPPROPRIATED SURPLUS	5,573,263.83	
2950	TRANSFER TO I & S	0.00	
2999	BALANCING ENTRY	0.00	
	SURPLUS (DEFICIT)	<u>(78,636.79)</u>	
	TOTAL FUND BALANCE		<u>5,494,627.04</u>

TOTAL LIABILITIES AND FUND BALANCE 5,679,903.16

=====

END OF REPORT

CITY OF RICHMOND
 REVENUE AND EXPENSE REPORT (UNAUDITED)
 AS OF: APRIL 30TH, 2021

85 -DEVELOPMENT CORPORATION
 FINANCIAL SUMMARY

58.33% OF FISCAL YEAR

	CURRENT BUDGET	CURRENT PERIOD	YEAR-TO-DATE ACTUAL	% OF BUDGET	BUDGET BALANCE
REVENUE SUMMARY					
ALL REVENUE	<u>1,673,000.00</u>	<u>127,130.02</u>	<u>1,107,714.14</u>	<u>66.21</u>	<u>565,285.86</u>
TOTAL REVENUES	<u>1,673,000.00</u>	<u>127,130.02</u>	<u>1,107,714.14</u>	<u>66.21</u>	<u>565,285.86</u>
EXPENDITURE SUMMARY					
DEVELOPMENT CORP	<u>3,471,046.00</u>	<u>23,146.06</u>	<u>1,186,350.93</u>	<u>34.18</u>	<u>2,284,695.07</u>
TOTAL EXPENDITURES	<u>3,471,046.00</u>	<u>23,146.06</u>	<u>1,186,350.93</u>	<u>34.18</u>	<u>2,284,695.07</u>
REVENUE OVER/(UNDER) EXPENDITURES	<u>(1,798,046.00)</u>	<u>103,983.96</u>	<u>(78,636.79)</u>	<u>4.37</u>	<u>(1,719,409.21)</u>

CITY OF RICHMOND
 REVENUE AND EXPENSE REPORT (UNAUDITED)
 AS OF: APRIL 30TH, 2021

85 -DEVELOPMENT CORPORATION

58.33% OF FISCAL YEAR

REVENUES	CURRENT BUDGET	CURRENT PERIOD	YEAR-TO-DATE ACTUAL	% OF BUDGET	BUDGET BALANCE
3015 SALES TAX REVENUE	1,665,000.00	127,090.42	1,104,354.21	66.33	560,645.79
3055 INTEREST INCOME	3,000.00	39.60	304.83	10.16	2,695.17
3060 INTERGOVERNMENTAL	0.00	0.00	0.00	0.00	0.00
3070 OTHER INCOME	<u>5,000.00</u>	<u>0.00</u>	<u>3,055.10</u>	<u>61.10</u>	<u>1,944.90</u>
TOTAL REVENUES	1,673,000.00	127,130.02	1,107,714.14	66.21	565,285.86
	=====	=====	=====	=====	=====

CITY OF RICHMOND
 REVENUE AND EXPENSE REPORT (UNAUDITED)
 AS OF: APRIL 30TH, 2021

85 -DEVELOPMENT CORPORATION

58.33% OF FISCAL YEAR

EXPENDITURES	CURRENT BUDGET	CURRENT PERIOD	YEAR-TO-DATE ACTUAL	% OF BUDGET	BUDGET BALANCE
DEVELOPMENT CORP					
5400-40650 TRAVEL AND TRAINING	13,055.00	0.00	421.90	3.23	12,633.10
5400-40750 OFFICE SUPPLIES	0.00	53.97	1,770.53	0.00	(1,770.53)
5400-40800 POSTAGE	0.00	0.00	0.00	0.00	0.00
5400-41650 PERIODICALS AND MEMBERSHIPS	18,000.00	0.00	10,817.94	60.10	7,182.06
5400-42000 BUILDING REPAIR AND MAINTENANC	0.00	0.00	0.00	0.00	0.00
5400-42200 LEGAL AND PROFESSIONAL FEES	0.00	0.00	0.00	0.00	0.00
5400-42250 CONTRACTED SERVICES	176,508.00	644.61	130,844.07	74.13	45,663.93
5400-42500 ADVERTISING	145,479.00	8,914.01	54,937.50	37.76	90,541.50
5400-42800 TRANSFERS OUT	0.00	0.00	0.00	0.00	0.00
5400-42840 DECREASE IN FMV OF INVESTMENTS	0.00	0.00	0.00	0.00	0.00
5400-42850 MISCELLANEOUS EXPENSE	22,540.00	112.40	415.74	1.84	22,124.26
5400-42870 DONATIONS	0.00	0.00	0.00	0.00	0.00
5400-42900 CAPITAL OUTLAY	50,000.00	0.00	0.00	0.00	50,000.00
5400-43000 BOND REDEMPTION	0.00	0.00	0.00	0.00	0.00
5400-43050 INTEREST EXPENSE	0.00	0.00	0.00	0.00	0.00
5400-43100 AGENCY FEES	0.00	0.00	0.00	0.00	0.00
5400-43150 TRANSER TO OTHER FUNDS	253,988.00	0.00	222,524.00	87.61	31,464.00
5400-43400 CITY OF RICHMOND REIMB ALLOC	648,056.00	0.00	337,117.08	52.02	310,938.92
5400-43500 RICHMOND HISTORIC DISTRICT	50,000.00	405.41	10,240.10	20.48	39,759.90
5400-43505 GATEWAY/WAYFINDING INVESTMENTS	0.00	0.00	0.00	0.00	0.00
5400-43511 PUBLIC TRANSPORTATION	75,000.00	0.00	75,000.00	100.00	0.00
5400-43521 WAYSIDE HORNS	1,072,000.00	9,595.66	105,870.14	9.88	966,129.86
5400-43525 TX DOT - 359 OVERPASS	0.00	0.00	0.00	0.00	0.00
5400-43530 TSTC COMMITMENT	100,000.00	0.00	100,000.00	100.00	0.00
5400-43535 LAMAR STREET EXTENSION	0.00	0.00	0.00	0.00	0.00
5400-43536 N. 10TH ST ROW ACQUISITION	300,000.00	0.00	99.57	0.03	299,900.43
5400-43537 WESSENDORFF PARK	0.00	0.00	0.00	0.00	0.00
5400-43538 DOWNTOWN IMPROVEMENT GRANT	40,000.00	0.00	0.00	0.00	40,000.00
5400-43539 2ND ST FARMERS MARKET PAVILION	0.00	0.00	0.00	0.00	0.00
5400-43540 DOWNTOWN DRAINAGE IMPROVEMENTS	0.00	0.00	0.00	0.00	0.00
5400-43541 WATER TOWER LIGHTING PROJECT	0.00	0.00	0.00	0.00	0.00
5400-43542 MYRTLE STREET PROJECT	351,420.00	3,420.00	6,292.36	1.79	345,127.64
5400-43543 SIGNAGE GRANT PROJECT	25,000.00	0.00	0.00	0.00	25,000.00
5400-44251 SALES TAX INCENTIVE AGREEMENTS	130,000.00	0.00	130,000.00	100.00	0.00
TOTAL DEVELOPMENT CORP	3,471,046.00	23,146.06	1,186,350.93	34.18	2,284,695.07
<hr/>					
TOTAL EXPENDITURES	3,471,046.00	23,146.06	1,186,350.93	34.18	2,284,695.07

*** END OF REPORT ***

Development Corporation of Richmond
Capital Project Detail
as of April 30, 2021

	Original Project Budget	Prior Expenditures	Current Project Budget	Encumbrances	FY2021 Expenditures	Remaining Budget	Total Project Commitments
Wayside Horns Phase II	\$ 1,100,000.00	\$ 37,472.42	\$ 1,072,000.00	\$ 692,421.26	\$ 105,870.14	\$ 273,708.60	\$ 835,763.82
N. 10th St. ROW (Thompson)	\$ 300,000.00	\$ -	\$ 300,000.00	\$ -	\$ 99.57	\$ 299,900.43	\$ 99.57
Downtown Improvement Grant	\$ 75,000.00	\$ 25,000.00	\$ 40,000.00	\$ -	\$ -	\$ 40,000.00	\$ 25,000.00
Myrtle Street Renovation	\$ 357,420.00	\$ 100,763.48	\$ 351,420.00	\$ 6,150.00	\$ 6,292.36	\$ 338,977.64	\$ 113,205.84
Signage Grant Program	\$ 25,000.00	\$ -	\$ 25,000.00	\$ -	\$ -	\$ 25,000.00	\$ -
	<u>\$ 1,857,420.00</u>	<u>\$ 163,235.90</u>	<u>\$ 1,788,420.00</u>	<u>\$ 698,571.26</u>	<u>\$ 112,262.07</u>	<u>\$ 977,586.67</u>	<u>\$ 974,069.23</u>

Footnotes

1. Farmers Market Pavillion project not budgeted in current year. Not shown on project list.
2. Water Tower Bridge lighting project completed in the previous year. Not shown on project list.
3. Downtown Improvement Grant FY21 Budget adjusted via transfer to advertising budget

A Charming Past. A Soaring Future.

**WELCOME
TO
Historic
RICHMOND**



**CITY OF RICHMOND, TEXAS
Monthly Sales Tax Analysis**

**For the period ending
April 30, 2021**

FY2021



RICHMOND
EST. TEXAS 1837

Sales Tax Analysis

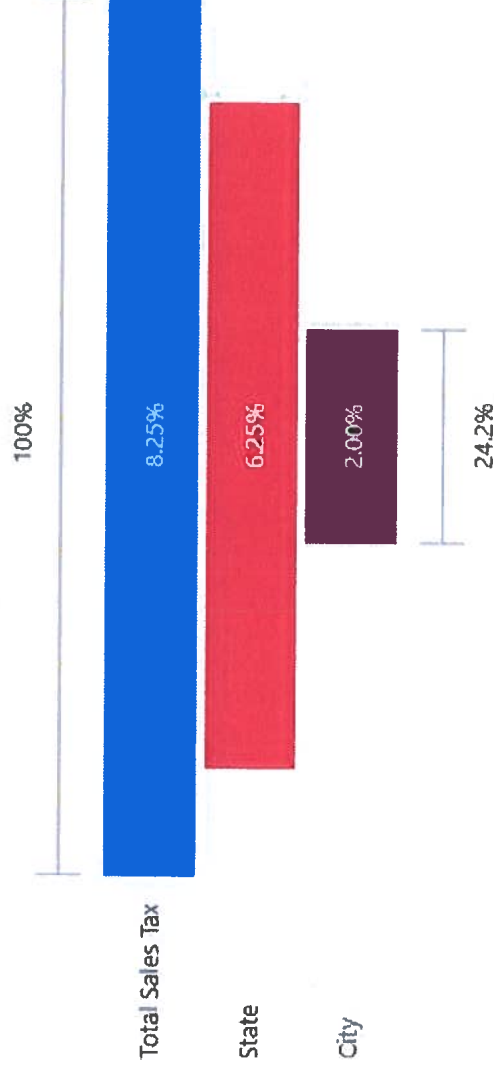
Executive Summary

Sales tax is one of the most important revenue streams for the City, but it's also highly volatile and subject to risk. This analysis is intended to highlight the City's sales tax collections in comparison to its expected performance, which is the amount of revenue received compared to the budget.

In Texas, the State Comptroller's Office receives sales tax two months before it is remitted to the City, as a result there is a two-month timing difference between the State collection of revenue and the revenue sent to the City. This report covers sales tax payments received by the City from the Texas Comptroller's Office in the month of **April**, which reflects sales tax collections for the month of **February**.

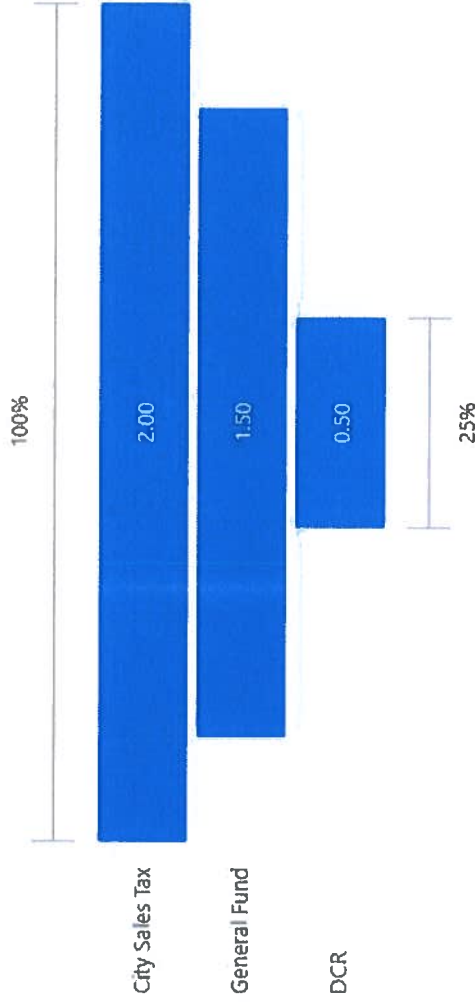
The total sales tax rate within Richmond is 8.25%, of that total, 6.25% is collected and retained by the Texas Comptroller's office, and the remaining 2% is remitted to the City. Consistent with the comprehensive master plan, the City has entered into several strategic partnership agreements (SPAs) that allow for limited purpose annexation and the collection of sales tax within certain municipal utility districts (MUDs). While the City receives 100% of the sales tax collected within the City, these strategic partnership agreements provide for, in most cases, some sharing of the sales tax revenue (between the City and MUDs). As a result of these agreements, after the City remits the MUDs proportional share of its sales tax, the City then remits 25% of the remaining sales tax to the Development Corporation and retains 75% in the General Fund.

State Sales Tax Allocation



Sales Tax Analysis

Allocation of Sales Tax



District Sales Tax Allocation





RICHMOND
EST. TEXAS 1837

Sales Tax Analysis

Key Statistics

Net Sales Tax Payment

- April Collection:
 - Total Net Collections: \$561,305
 - One-Time Positive Audit Adjustment: \$14,849
 - Outlook: Positive

City Sales Tax

- April Collection:
 - Total Net Collections are \$381,271
- April Compared to Budget:
 - Current month: -12.23%
 - Average Year to date: 7.93%

Summary of Performance

Quarter Label	Net Payment	SPA Collections	City Retained SPA	Gross City Collections	MUD Expense SPA	City Retained	Budget Amount	DCR Retained
Q1								
1 - October	605,058	113,297	58,907	467,391	-54,390	413,000	417,444	137,667
2 - November	761,170	118,749	61,508	585,188	-57,240	527,947	452,569	175,982
3 - December	819,687	117,471	60,988	628,886	-56,483	572,403	443,077	190,801
Total	2,185,914	349,517	181,403	1,681,464	-168,114	1,513,351	1,313,089	504,450
Q2								
4 - January	625,390	110,220	57,152	482,310	-53,068	429,242	409,926	143,081
5 - February	818,404	115,434	59,192	627,864	-56,242	571,622	529,089	190,541
6 - March	603,792	96,557	49,535	464,600	-47,022	417,577	382,976	139,192
Total	2,047,586	322,211	165,879	1,574,773	-156,332	1,418,441	1,321,991	472,814
Q3								
7 - April	561,305	108,447	55,504	434,214	-52,943	381,271	434,419	127,090
Total	561,305	108,447	55,504	434,214	-52,943	381,271	434,419	127,090
Total	4,794,806	780,175	402,786	3,690,451	-377,369	3,313,063	3,069,500	1,104,354



RICHMOND
EST. TEXAS 1837

Sales Tax Analysis

City Sales Tax

Quarter Label	Prior Year Net Payment	Net Payment	YoY Net % Chg	Prior Year City Retained	City Retained	YoY City % Chg	Budget Amount	Actual / Budget (\$)	Actual / Budget (%)
Q1									
1 - October	543,165	605,058	11.39%	369,807	413,000	11.68%	417,444	-4,443	-1.06%
2 - November	631,586	761,170	20.52%	439,720	527,947	20.06%	452,569	75,379	16.66%
3 - December	624,289	819,687	31.30%	432,794	572,403	32.26%	443,077	129,326	29.19%
Total	1,799,040	2,185,914	21.50%	1,242,321	1,513,351	21.82%	1,313,089	200,261	15.25%
Q2									
4 - January	533,734	625,390	17.17%	365,494	429,242	17.44%	409,926	19,315	4.71%
5 - February	710,813	818,404	15.14%	495,572	571,622	15.35%	529,089	42,533	8.04%
6 - March	536,909	603,792	12.46%	369,325	417,577	13.07%	382,976	34,601	9.03%
Total	1,781,456	2,047,586	14.94%	1,230,391	1,418,441	15.28%	1,321,991	96,449	7.30%
Q3									
7 - April	551,969	561,305	1.69%	377,728	381,271	0.94%	434,419	-53,148	-12.23%
Total	551,969	561,305	1.69%	377,728	381,271	0.94%	434,419	-53,148	-12.23%
Total	4,132,465	4,794,806	16.03%	2,850,440	3,313,063	16.23%	3,069,500	243,563	7.93%



RICHMOND
EST. TEXAS 1837

Sales Tax Analysis

DCR Sales Tax

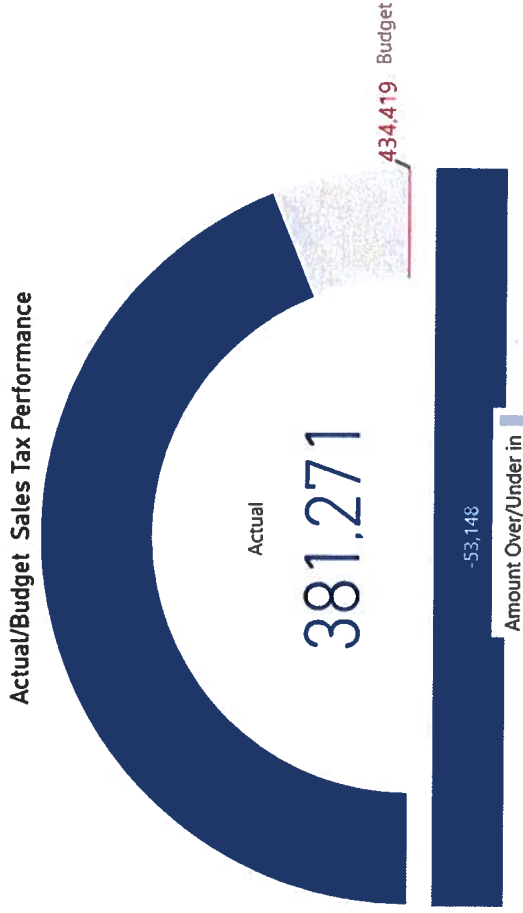
Quarter Label	Prior Year Net Payment	Net Payment	YoY Net % Chg	DCR Prior Retained	DCR Retained	YoY DCR % Chg	DCR Budget	DCR Act/Bud (\$)	DCR Act/Bud (%)
Q1									
1 - October	543,165	605,058	11.39%	123,269	137,667	11.68%	128,712	8,955	6.50%
2 - November	631,586	761,170	20.52%	146,573	175,982	20.06%	139,542	36,440	20.71%
3 - December	624,289	819,687	31.30%	144,265	190,801	32.26%	136,615	54,186	28.40%
Total	1,799,040	2,185,914	21.50%	414,107	504,450	21.82%	404,869	99,581	19.74%
Q2									
4 - January	533,734	625,390	17.17%	121,831	143,081	17.44%	126,394	16,687	11.66%
5 - February	710,813	818,404	15.14%	165,191	190,541	15.35%	163,136	27,405	14.38%
6 - March	536,909	603,792	12.46%	123,108	139,192	13.07%	118,084	21,108	15.16%
Total	1,781,456	2,047,586	14.94%	410,130	472,814	15.28%	407,614	65,200	13.79%
Q3									
7 - April	551,969	561,305	1.09%	125,909	127,090	0.94%	133,946	-6,855	-5.39%
Total	551,969	561,305	1.69%	125,909	127,090	0.94%	133,946	-6,855	-5.39%
Total	4,132,465	4,794,806	16.03%	950,147	1,104,354	16.23%	946,429	157,925	14.30%



Sales Tax Analysis

City Current Month at a Glance

The graphs below indicate that City sales tax collections are \$381,271 in April, compared to the budget allocation of \$434,419. The total collections are under budget by \$-53,148, which is -12.23% lower than expected. This month a one-time positive audit adjustment in the amount \$14,849 was received.





RICHMOND
EST. TEXAS 1837

Sales Tax Analysis

City Year-to-Date at a Glance

The graphs below indicate that total sales tax collections are \$3,313,063 for the fiscal year, compared to the budgeted sales tax of \$3,069,500. April is the seventh month in the 2021 fiscal year, therefore collections will continue to increase with the passing of each subsequent month.

The City will accumulate and monitor any excess sales tax revenue and will recognize any actual gains at the end of the year once all revenues have been received. This approach helps minimize the month to month volatility of collections.

Actual/Budget Sales Tax Performance





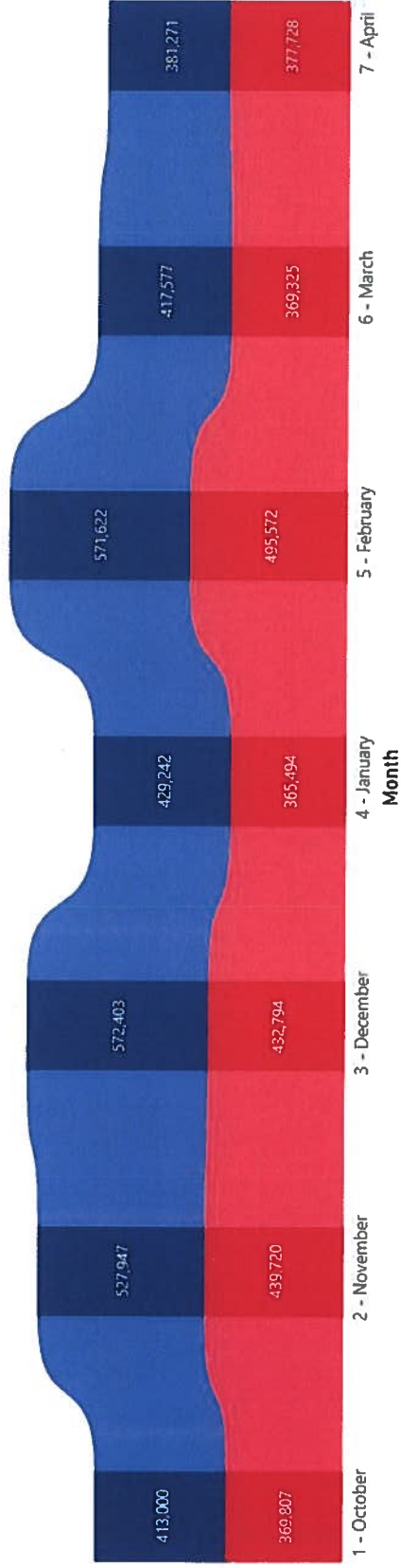
RICHMOND
EST. TEXAS 1837

Sales Tax Analysis

City Historical Performance


YOY Sales Tax Performance

● Prior Year City Retained ● City Retained



Actual/Budget Sales Tax Performance

● Budget Amount ● City Retained



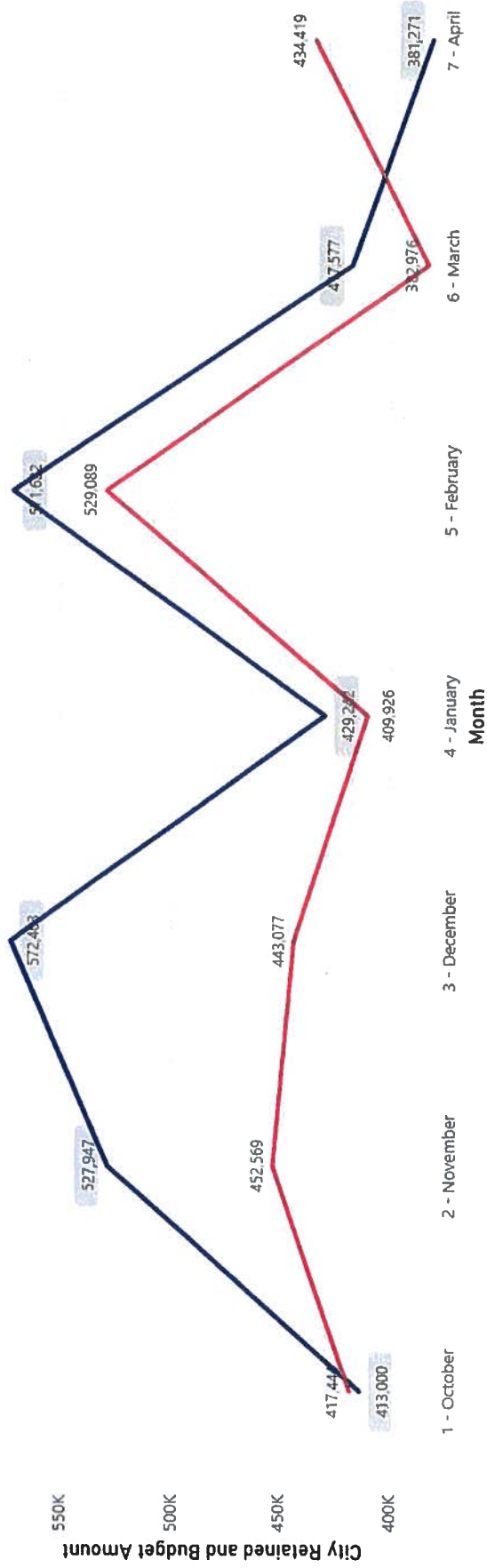


RICHMOND
EST. TEXAS 1837

Sales Tax Analysis

Sales Tax Performance Actual to Budget

● City Retained ● Budget Amount





RICHMOND
EST. TEXAS 1837

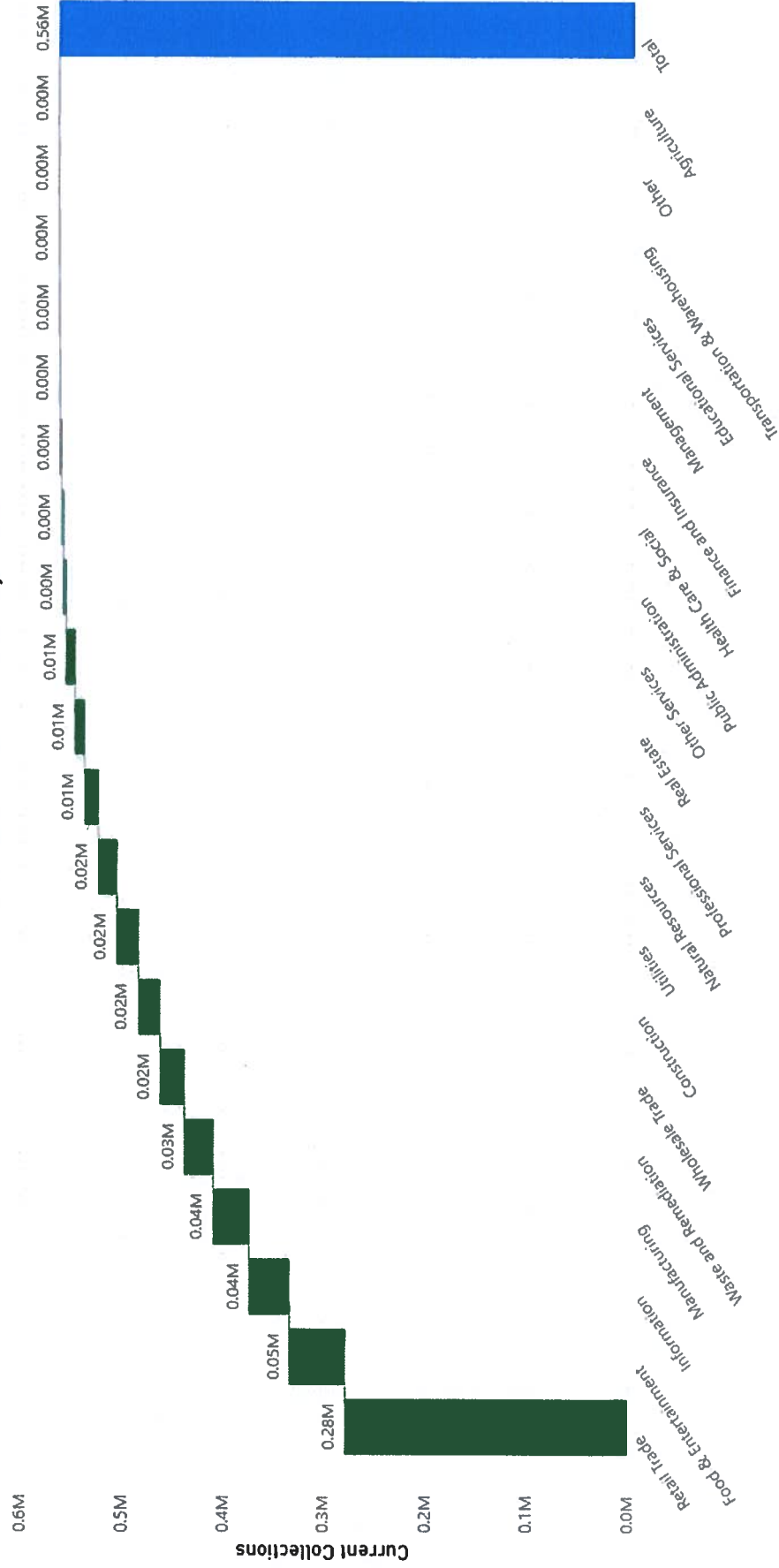
Sales Tax Analysis

Monthly Payment Allocation by Sector

This chart shows the makeup of this month's net payment by sector.

For a monthly comparison to last year by sector, please see the written analysis below the chart.

Month-to-Date (MTD) Sales Tax Waterfall by Sector





RICHMOND
EST. TEXAS 1837

Sales Tax Analysis

Monthly Analysis Compared to Prior Year

The Retail Trade and Food & Entertainment Sectors are the primary industry sectors for the City and combined make up approximately 55% of the total collections. The sectors described in this analysis below make-up approximately 90% of the total collections for the City.

Retail: The Retail sector increased by 14.91% when compared to the same period in the prior year. The increase is the result of timing and better performance year-over-year in the General Merchandise subsector. Most of the increase in this sector appears to be driven by grocery related purchases and online retailers.

Food & Entertainment: The Food & Entertainment sector decreased by -1.31% when compared to the same period in the prior year. The majority of these collections come from Restaurants & Food Services; therefore, it is likely that this month's collections were impacted by the winter freeze event.

Information: The Information sector decreased by -12.28% when compared to the same period in the prior year. The telecommunication and broadcast subsectors accounted for most of the decrease.

Natural Resources: The Natural Resources sector decreased by -57.32% when compared to the same period in the prior year. The decrease in this sector is the result of an industry closely tied to Construction. Collections in this sector should be treated as one-time collections due to the volatility of the subsectors' collections.

Professional Services: The Professional Services sector increased by 10.28% when compared to the same period in the prior year. The increase in collections is related to online service-oriented businesses.

Utilities: The Utility sector increased by 43.09% when compared to the same period in the prior year. The increase is likely related to increased utility usage and prices through the winter freeze event.

Wholesale Trade: The Wholesale Trade sector decreased 30.39% when compared to the same period in the prior year. The decrease occurred with equipment company businesses in the Durable goods subsector. A majority of these businesses don't maintain a physical presence within the City.

Waste & Remediation: The Waste & Remediation sector increased by 9.96% when compared to the same period in the prior year. The increase in collections occurred primarily in the Administrative & Support Services subsector.

Manufacturing: The Manufacturing sector increased by 10.63% when compared to the same period in the prior year. The increase in collections occurred in the Computer and Electronic and Machinery subsector and staff is reviewing the collections. The increase in collections is driven by a company that does not have a physical presence in the City.

* The collections by sector information is directly from the Confidentiality Report received from the Texas Comptroller's Office. The numbers reflected in the Confidentiality Report are unadjusted and will not match the Net Collections that the Comptroller publishes. The Net Collections published publicly include all tax payers, whereas the Confidentiality Report only includes tax payers that annually remit more than \$5,000, and does not include the other adjustments made to the Net Allocation. In order to remain confidential only the aggregate data by sector, and subsector can be reported.

Sales Tax Analysis

THE INFORMATION PROVIDED TO THE CITY IS CONFIDENTIAL. It is not open to public inspection. A city may use the information only for the purpose of economic forecasting (Tex. Tax Code 321.3022(c)). Unauthorized distribution of confidential information is punishable by 6 months in jail and a \$1,000 fine (Tex. Govt Code sec. 552.352). As a result staff cannot answer specific questions about companies included within the aggregate sales tax number in this report.

Monthly Sales Tax Volatility



The City budgets sales tax on a conservative basis because collections are extremely volatile in nature. The graph above highlights the monthly volatility in sales tax.



RICHMOND
EST. TEXAS 1837

Sales Tax Analysis

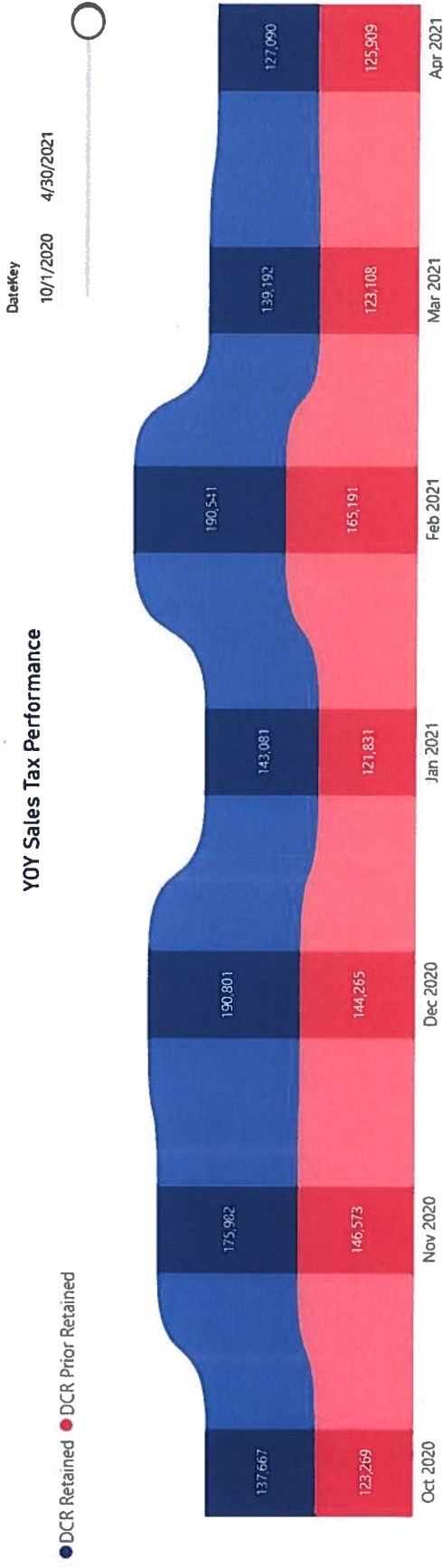
Development Corporation Sales Tax

- **Year-to-Date thru April Collection:**
 - Total collections are \$1,104,354
- **April Compared to Budget:**
 - Current month: Down -5.39%
 - Average Year to date: Up 14.30%
- **Year-over-Year Sales Tax Performance:**
 - Current month: Up 0.94%
 - Year to date: Up 16.23%


Actual/Budget Sales Tax Performance



Sales Tax Analysis



Actual/Budget Sales Tax Performance





RICHMOND
EST. TEXAS 1837

Sales Tax Analysis

Sales Tax Background

Sales tax is an important but volatile revenue stream for the City, and it is closely monitored and analyzed.

Understanding how the City develops the sales tax forecast is an important part of this publication. This year the sales tax forecast utilized a conservative approach of an approximate 3% increase from the previous budget to maintain modest fiscal expectations.

Once developed, the sales tax budget is distributed across the months based on the percentage of collections that month would historically receive. It's important to understand that there are factors that can cause peaks and valleys in this distribution. These peaks and valleys are a result of the timing of the collection (i.e. when the business makes payment), the receipt of one-time collections, and audit adjustments, which can increase or decrease the actual collection. It is this volatility of the collections that make the comparison on a monthly basis a challenge. While sustained high or low monthly collections may signal a change in the trend, the individual monthly comparison will not provide a complete picture, thus greater attention should be paid to the year-to-date collections and budget.

**DEVELOPMENT CORPORATION OF RICHMOND
SALES TAX REVENUE**

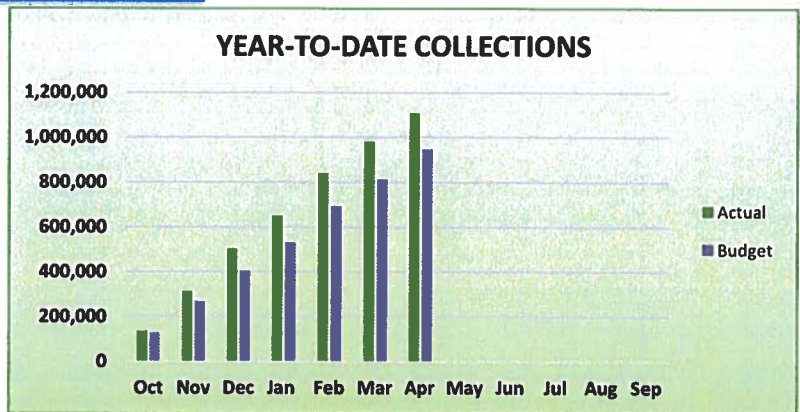
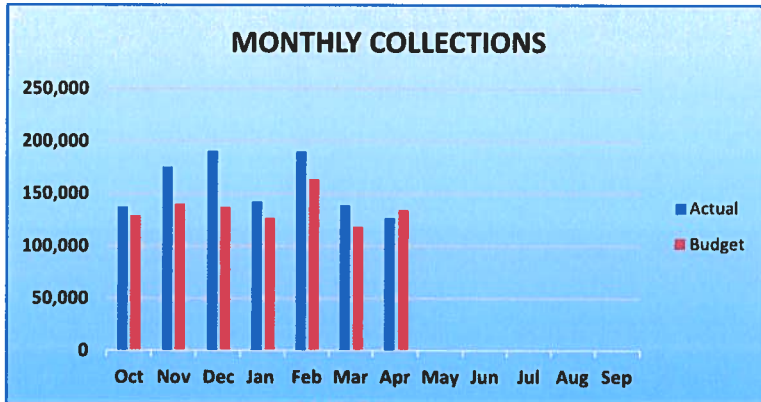
GROSS (Includes City & SPAs)		DCR ALLOCATION		DCR BUDGET		Year-to-Date Target to Budget <small>100% = Budget</small>
Prior Year %		Actual Income		Budgeted Income		
Total Received	Increase (Decrease) Month to Month	Monthly	Total Received Year-to-Date	Monthly	Total Budget Year-to-Date	

Fiscal Year 2020

Oct	543,165	6%	123,269	123,269	107,057	107,057	115.14%
Nov	631,586	20%	146,573	269,842	125,944	233,001	115.81%
Dec	624,289	10%	144,265	414,107	130,004	363,005	114.08%
Jan	533,734	20%	121,831	535,938	110,329	473,334	113.23%
Feb	710,813	14%	165,191	701,129	131,644	604,978	115.89%
Mar	536,909	16%	123,108	824,237	115,128	720,106	114.46%
Apr	551,969	5%	125,909	950,147	113,972	834,078	113.92%
May	643,006	11%	146,936	1,097,083	139,819	973,897	112.65%
Jun	571,790	-3%	130,780	1,227,863	137,767	1,111,664	110.45%
Jul	581,742	11%	130,921	1,358,784	123,964	1,235,628	109.97%
Aug	707,921	20%	162,091	1,520,875	135,334	1,370,962	110.93%
Sep	599,259	5%	138,036	1,658,911	138,537	1,509,499	109.90%

Fiscal Year 2021

Oct	605,058	11%	137,667	137,667	128,712	128,712	106.96%
Nov	761,170	21%	175,982	313,649	139,542	268,254	116.92%
Dec	819,687	31%	190,801	504,450	136,615	404,869	124.60%
Jan	625,390	17%	143,081	647,531	126,394	531,263	121.89%
Feb	818,404	15%	190,541	838,071	163,136	694,399	120.69%
Mar	603,792	12%	139,192	977,264	118,084	812,483	120.28%
Apr	561,305	2%	127,090	1,104,354	133,946	946,429	
May	0		0		147,762	1,094,191	
Jun	0		0		135,815	1,230,006	
Jul	0		0		135,173	1,365,179	
Aug	0		0		157,655	1,522,834	
Sep	0		0		142,166	1,665,000	



DCR Board of Directors Meeting 5.11.21

6. Receive update on 2021 Richmond's Economic Development Week.



DCR Board of Directors Meeting 5.11.21

7. Review Update on Legislative Affairs from Marvin Marcell.



DCR Board of Directors Meeting 5.11.21

8. Review and consider taking action on the request for funds from the Fort Bend History Association.

RICHMOND
DEVELOPMENT CORPORATION OF RICHMOND

P.O. Box 460
Richmond, Texas 77406
281-342-1256
fbhistory.org

fortbendhistory

ASSOCIATION

May 3, 2021

Jerry Jones
Development Corporation of Richmond
402 Morton Street
Richmond, TX 77469

BOARD OF TRUSTEES

PRESIDENT
Steve Nelson

VICE PRESIDENTS
Lynn Hewitt
Keely Knipling

SECRETARY
Rebecca Hafner

TRUSTEES
Ted Bowen
Kay Danziger
Debra Greenwood-Sharp
Cary Hess
Paul Horak
Mary Jane Kocurek
Shirley Kwan
Emily Scherer
Jay Seelye

PAST-PRESIDENT
Tim Kaminski

FORT BEND
ARCHEOLOGICAL SOCIETY
VICE PRESIDENT
Paul Spana

FORT BEND MUSEUM
DOCENTS PRESIDENT
Alycia Gorman

EXECUTIVE DIRECTOR
Claire Rogers

Dear Mr. Jones,

First of all, I want to thank the Development Corporation of Richmond for being so generous as to support the preservation efforts of the Fort Bend History Association for so many years. Since 2016, the financial support from the DCR has mainly been focused on the restoration of the 1901 Richmond Depot and other projects in Decker Heritage Park right here in downtown Richmond.

These are some of the accomplishments:

- 2016: damaged flooring was replaced in the depot
- 2017: new picket fence installed at Decker Heritage Park, electricity and lights installed in the depot
- 2018: HVAC system installed in the depot and utilities hooked up in three buildings in the park: depot, McNabb House, gazebo
- 2019: plumbing installed in the depot

While not all of the funds received for these project was obtained from the DCR, a significant amount can be attributed to your generosity – thank you!

As we seek to preserve and utilize the historic properties with which we have been blessed, maintenance is an ongoing issue. In anticipation of the grand re-opening of the Fort Bend Museum after an extensive renovation, the Moore Home and the McFarlane properties are getting a facelift as well. The cost for painting and roofing the Moore Home alone is going to come close to \$70,000, the amount that we received from a local foundation for *all* our preservation efforts this year. That means that we are having to dip into our operating budget to cover other expenses, such as fixing the pipe and wall damage from the recent freeze, the repainting of the McFarlane fence, landscaping for pathways at Decker Park and the replacement of the Moore Home fence.

Local volunteers have stepped up to help us with issues at the McFarlane administrative building. So far, we have only had to spend money for lumber (\$879) and paint (\$288) on the fence, but we will likely have to hire someone to paint the shutters, and the deductible on our insurance for plumbing repairs will

ACCREDITED BY:



American
Alliance of
Museums

be \$1,000. Would it be possible for the Development Corporation of Richmond to help us out with a grant of \$3,500 to help with these repairs? This project is small but will make a big difference on our corner of 5th and Jackson Street!

We appreciate your generous support and your consideration of this matter. If you have any questions, please call or email: 281-342-1256 / crogers@fbhistory.org

Sincerely,

A handwritten signature in cursive script, appearing to read "Claire Rogers".

Claire Rogers
Executive Director
Fort Bend History Association

DCR Board of Directors Meeting 5.11.21

9. Consider taking action on requests for future agenda items.



DCR Board of Directors Meeting 5.11.21

10. Excuse from Attendance at Regular DCR Meeting.



RICHMOND
DEVELOPMENT CORPORATION OF RICHMOND

DCR Board of Directors Meeting 5.11.21

11. Report of activities of Economic Development Director.

The logo for the Richmond Development Corporation of Richmond. It features the word "RICHMOND" in a large, red, serif font. Below it, the words "DEVELOPMENT CORPORATION OF RICHMOND" are written in a smaller, blue, sans-serif font.

RICHMOND
DEVELOPMENT CORPORATION OF RICHMOND

Economic Development Director's Report

May 2021

Detailed Report

RICHMOND'S

MAY 10-14

DEVELOPMENT



Regional Partnerships

- Meet with Kristin Weiss CEO & President of Central Fort Bend and Keri Schmidt from Fort Bend Chamber to discuss the Richmond's Economic Development Week "Richmond Means Transportation". Both have assisted with making sure this breakfast is considered a success.
- Met with Jeff Wiley from Fort Bend EDC to discuss Richmond and its position in Fort Bend County. We discussed the need for increased quality projects in the Richmond area that would pay high wages and serve as quality jobs. We also discussed the favorable future of Fort Bend EDC and its relationship with regards to Richmond.
- Met with Kristin Weiss, President & CEO of Central Fort Bend Chamber of Commerce and Jeremy Heath, Rosenberg Economic Development Director for our monthly "City Coffee Session". This month we met at Blockhouse Coffee and supported a Richmond Business. This meeting allows us to discuss what is happening in our communities and identify ways to help one another with either support or information as to where resources may be located.
- Attended the monthly Economic Development Meeting with Fort Bend EDC. I submitted an inquiry to the last item distributed to us. We reviewed the potential 3rd round of funding for small business guidelines, and I inquired about the requirement to only fund businesses created prior to December 31, 2019. I will review the new funding requirements attached to the new funding because we have a few new businesses that started between January 1, 2020 to today and they need support just like those who have been in business prior to December 31, 2019. **UPDATE: The policy was amended, and we should be able to now include the businesses who opened at the throughout the beginning of the year 2020.**
- Attended the H-GAC Bringing Back Main Street Roundtable. This was an online discussion on how to bring downtown communities back with revitalization tools.
- Attended the Central Fort Bend Chamber Industrial Division Meeting. We discussed the Manufacturing Day and the CTE Leadership Program.

Local Partnerships

- We met with a Workforce Housing developer who are attentive to the needs of workforce housing that provides an opportunity for their residents to grow and develop their families.

DCR role in Social Media

- We have significantly increased our presence on social media. We already had a presence on Facebook, Twitter, and LinkedIn. We have expanded to Instagram and YouTube

Channel. This will give us the ability to expand to all major markets within the social media space. Instagram numbers are extremely strong. Please see below:

Last 7 Days ▾



Recent Highlights

You gained 207 more followers in the last 7 days.

Overview

8,186

Accounts Reached



250

Content Interactions

+284.6% >

Your Audience

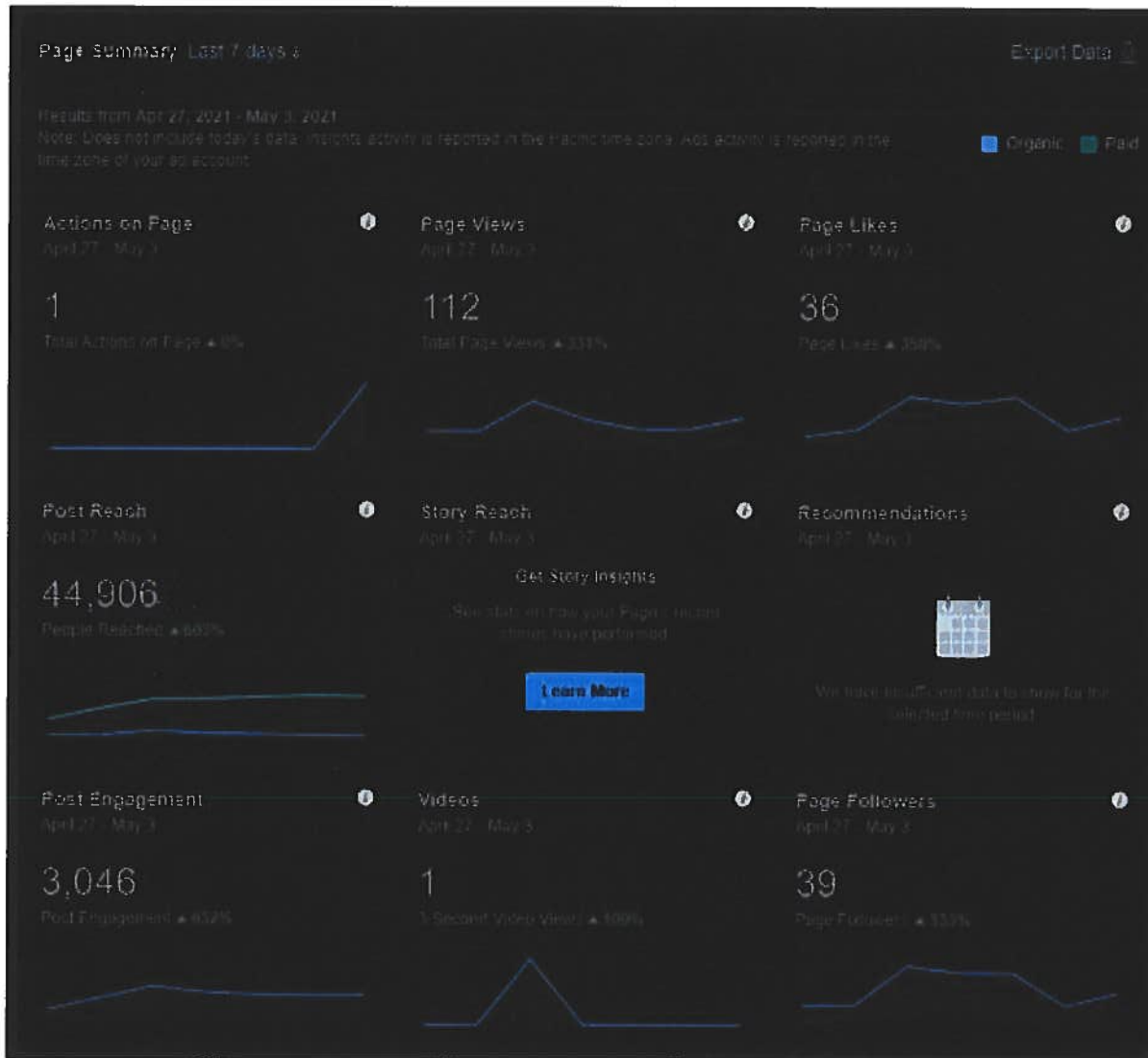
[See All](#)

215

Total Followers

+2,587.5%

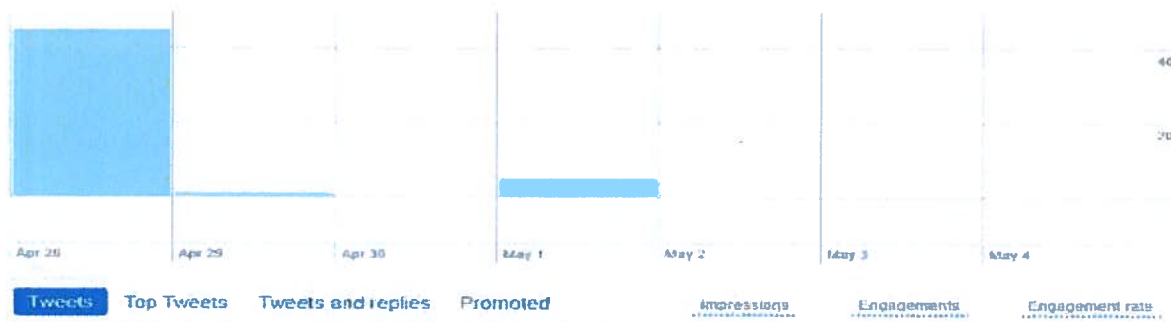
On the Facebook platform we have reached nearly 45,000 people in just 7 days. Please see the page summary below:



Twitter:

Tweet activity

Your Tweets earned 51 impressions over this 7 day period



Legislative Affairs

- Marvin and I meet every Monday at 9am and discuss the status of legislation that is important to the DCR and city. We also discuss what steps or direction the DCR should consider as next steps if any to aid or address bills as they develop.

Commercial Development

- Met with Danny Nguyen. Danny is the owner of Danny Nguyen International which is a commercial firm that has 21+ years of making a positive economic impact in the Houston region, Harris & Ft. Bend Counties.

Richmond's Economic Development Week

- **Advertisement for the ED Week**
 - Houston Chronicle- We were able to secure a front section full page in color ad for the week. This ad went to every subscriber in the greater Houston area. This is a huge deal. According to their site they estimate 1,400,000 Sunday readerships.
 - Fort bend Star- We are covered in the Wednesday paper.
 - Fort Bend Herald We will be featured in the Sunday Newspaper.
- **About Economic Development Week:** Economic Development Week was created by the International Economic Development Council (IEDC) in 2016 to increase awareness of local programs that create jobs, advance career development opportunities, and improve the quality of life in communities everywhere. Over the span of five years, more than 450 campaigns have been created throughout the United States and Canada, creating millions of impressions, hundreds of news stories, blog entries, videos, events, and other activities.
- **Monday “Richmond Means Workforce” (May 10, 2021)**

Richmond Means Workforce is an opportunity to assist our citizens with being either unemployed or under employed. We will host a job fair in the city and attempt to also connect our resources to the citizens through training sessions.
- **Tuesday “Richmond Means Transportation” (May 11, 2021)**

We will host an Infrastructure discussion on the Richmond community as well as Central Fort Bend and discuss progress, timelines and future growth and needs. This will be a breakfast event.
- **Wednesday “Richmond Means Tourism” (May 12, 2021)**

We will partner with Fort Bend Museum (Claire Rogers) and host an open-air event at the museum. We will have our partners set up tables, invite our tourist attractions, food

trucks, and restaurants to set up tables and serve samples of what they serve at their locations.

- **Thursday** ***“Richmond Means Business”*** **(May 13, 2021)**

We will host Small Business Breakfast. We will host the SBA Regional Director for the Southern portion of Texas. The Regional Director will discuss the data that reviews the current state of small businesses and what resources are available to them from a federal and state while addressing covid-19 and our pathway forward.

- **Friday** ***“Richmond Means Downtown”*** **(May 14, 2021)**

We will partner with our downtown merchants and ask that they keep their doors open till near 8 pm on this day. We will also look to have food trucks come to the downtown area as well. We will look for artist to perform in two intersections of Morton St. This will give us an opportunity to draw vendors as well as our citizens and surrounding neighbors.

RICHMOND'S
Economic
DEVELOPMENT
WEEK

MAY 10-14

FREE TO THE PUBLIC

RSVP for these events by
contacting Economic
Development Director, Jerry W. Jones Jr.
jjones@richmondtx.gov or by registering on Event Brite

MON, MAY 10 | 10-11AM | VIRTUAL JOB FAIR
(on the Workforce Solutions Facebook page)

TUES, MAY 11 | 8:30-9:30AM | INFRASTRUCTURE BREAKFAST MEETING
Morton Lodge: 211 Morton Street. (FREE Ticketed event)

WED, MAY 12 | 4:30-8PM | POWER OF TOURISM CELEBRATION
The Moore Home at the Fort Bend Museum: 406 S. 5th St.

THURSDAY, MAY 13 | 8:30-9:30AM | SMALL BUSINESS BREAKFAST
Long Acres Ranch: 2335 Williams Way Blvd. (FREE Ticketed event)

DCR Board of Directors Meeting 5.11.21

12. Adjournment

