

Joe Bonham, President
Kit Jones, Vice-President
Terry Gaul, Treasurer
Nancie Rain, Secretary



Tim Jeffcoat, Director
Becky Haas, Director
William Morefield III, Director

RICHMOND

DEVELOPMENT CORPORATION OF RICHMOND

PUBLIC NOTICE OF MEETING

A meeting of the Board of Directors of the Development Corporation of Richmond **will be held at the Commission Chamber, Richmond City Hall Annex, 600 Morton Street, Richmond, Texas, on the 8th day of February 2022 commencing at 6:00 p.m. and**

via Video Conference call

(pursuant to Texas Government Code, Section 551.127)

Join Zoom Meeting

<https://us06web.zoom.us/j/87820864504?pwd=L1djU2d3RzIXTTI0STRwMGZRa1hnUT09>

Meeting ID: 878 2086 4504

Passcode: 751329

One tap mobile

+13462487799,,87820864504# US (Houston)

+12532158782,,87820864504# US (Tacoma)

Dial by your location

+1 346 248 7799 US (Houston)

+1 253 215 8782 US (Tacoma)

+1 669 900 6833 US (San Jose)

+1 929 205 6099 US (New York)

+1 301 715 8592 US (Washington DC)

+1 312 626 6799 US (Chicago)

Meeting ID: 878 2086 4504

Find your local number: <https://us06web.zoom.us/j/kcCvvLZ5gw>

A quorum of the City Commission may be present at this meeting.

1. Call to Order.
2. Recite the Pledge of Allegiance to the U.S. Flag and Texas Flag.
3. Public Comments. (Public comment is limited to a maximum of 3 minutes per item. No deliberations with DCR Board. Time may not be given to another speaker.)
4. Review and consider taking action on the minutes of the regular meeting held on January 11, 2022.
5. Review Financial Reports through January 31, 2022.
6. Report of activities of Economic Development Director.
7. Consider taking action on requests for future agenda items.
8. Excuse from Attendance at Regular DCR Meeting.

Adjourn to Executive Session, as authorized by Texas Government Code, Section 551.087, Deliberation Regarding Economic Development Negotiations.

9. EXECUTIVE SESSION

In accordance with Chapter 551, Government Code, Vernon's Texas Code Annotated (V.T.C.A.) (Open Meetings Law), "The Board of Directors may meet in a Closed Executive Meeting pursuant to provisions of the Open Meetings Law, Chapter 551, Government Code, V.T.C.A. in accordance with the authority contained in the following section"; Section 551.087, Deliberation Regarding Economic Development Negotiations.

- E1. Boxwood
- E2. Mead

OPEN MEETING

10. Reconvene into Open Meeting, and take action on items, if necessary.
11. Adjournment

NOTICE OF ASSISTANCE AT THE PUBLIC MEETING

The Development Corporation of Richmond (DCR) meetings are available to all persons regardless of disability. This facility is wheelchair accessible and accessible parking spaces are available. Requests for accommodations, should you require special assistance, must be made 48 hours prior to this meeting. Braille is not available. Please contact the City Secretary's office at (281) 342-5456 for needed accommodations.

CERTIFICATE

I certify that the above notice of meeting was posted on a bulletin board located at a place convenient to the public in the City Hall, Richmond, Texas, on the 4th day of February 2022, at ____ a.m./p.m.

Laura Scarlato City Secretary

1. Call to Order.



2. Recite the Pledge of Allegiance to the U.S. Flag and Texas Flag.



RICHMOND
DEVELOPMENT CORPORATION OF RICHMOND

The logo for the Richmond Development Corporation of Richmond features the word "RICHMOND" in a large, red, serif font. Below it, the words "DEVELOPMENT CORPORATION OF RICHMOND" are written in a smaller, blue, sans-serif font.

The United States Pledge of Allegiance:

I pledge allegiance to the Flag of the
United States of America, and to the
Republic for which it
stands, one Nation
under God, indivisible,
with liberty and
justice for all.



The Texas Pledge of Allegiance:

Honor the Texas flag;

I pledge allegiance to
thee, Texas, one state
under God, one and

indivisible.



3. Public Comments.
(Public comment is limited to a maximum of 3 minutes per item. No deliberations with DCR Board. Time may not be given to another speaker.)

4. Review and consider taking action on the minutes of the regular meeting held on January 11, 2022.



STATE OF TEXAS

COUNTY OF FORT BEND

CITY OF RICHMOND

The Development Corporation of Richmond convened in a regular meeting open to the public and pursuant to notice thereof duly given in accordance with Section 501.072, Local Government Code, Vernon's Texas Codes, in Richmond City Hall Annex within said City on January 11, 2022, at 6:00 p.m. Directors in attendance included the following:

President, Joe Bonham
Secretary, Nancie Rain
Becky Haas
William B. Morefield, III
City Attorney, Gary Smith
City Secretary, Laura Scarlato

Vice President, Kit Jones - Absent
Treasurer, Terry Gaul
Tim Jeffcoat
Terri Vela, City Manager
Economic Development Director "ED", Jerry Jones

President Joe Bonham proceeded to call the meeting to order at 6:00 p.m. The meeting was broadcast via video conference call. All members of the public may participate in the meeting and via video conference call.

There was a quorum present.

The Pledge of Allegiance to the U.S. flag and Texas flag were recited.

Agenda item A3, Public comments. There were no individuals signed up to speak therefore the agenda item was closed.

Agenda item A4, Review and consider taking action on the minutes of the regular meeting held on December 14, 2021. President Bonham asked for changes or discussion regarding the minutes. There were no suggested corrections to the minutes. Director William Morefield made the motion to approve the minutes from the December 14, 2021. Director Nancie Rain seconded the motion, and the vote was unanimous to approve.

Agenda item A5, Public Hearing to receive comments for or against a proposed economic development project to incentivize the location of a hotel/convention center within the environs of the City of Richmond. There were no citizens signed up to speak therefore the agenda item was closed.

Agenda item A6, Review Financial Reports through December 31, 2021.

Finance Director Justin Alderete provided a recap of the financials stating there were two balance sheets included in the packet, one for Operations and the other for Capital Projects. The current YTD actuals reflect \$555,840 in total revenue and \$619,436 in total expenditures. Finance Director Alderete stated having a new ED Director is the reason for the line-item Contracted Services being utilized more than the previous year. There was no action needed for this item, therefore it was closed.

Agenda item A7, Review and discuss presentation on the Annual report for Fort Bend Transit Initiative as it relates to the City of Richmond.

Perri D'Armond, Director of Public Transportation at Fort Bend County was present to provide and update on the transit system. Tennille Jones and Sarah Coulter were also present and were introduced as the Communications Director and Assistant Director of Transportation respectively. The services of the transit system has changed in the past few years to accommodate the safety concerns from the pandemic. The way that pick and drop off occurs as well as scheduling has been adjusted to serve the needs of the community. These changes have greatly improved ridership with a record 100% increase. The benefits of dedicated service has resulted in shorter rides, no transfers, more trips in the service area, increase in mobility and safe, inexpensive rides. In December 2021, Richmond had 1,633 trip counts with 7,734 trips for the entire county. The methods of funding were described with 90% being federally funded. There was a brief question and answer period ending with President Joe Bonham commending the department for their management techniques and constantly monitoring the system and making adjustments to fit the needs of the community.

Agenda item A8, Report of activities of Economic Development Director.

- ED Director Jerry Jones asked for questions regarding his report.
- The website development is progressing well.
- ED Director Jerry Jones met with a downtown business owner to discuss possible tenants.
- A potential business owner is still interested in the fire station which looks very nice.
- Staff continues to meet with PGAL to discuss the needs of the Myrtle Street remodel.

With no further discussion, the agenda item was closed.

Agenda item A9, Review and consider taking action on requests for funds toward the Born in the Bend with Aim & EM.

Born in the Bend which is a Podcast hosted by Aimee Frederick and Emily Scherer would like to expand their reach in the community. The pair has entered their 2nd season with a 25% increase in downloads. The Podcast currently has 12,500 followers. The Development Corporation's new website will also feature a tab to be able to click on the Podcast for additional exposure. The total requested is \$6,695 which includes the annual \$2000 that was approved October 13, 2020. Director Becky Haas made the motion to approve the request for additional funding for Born in the Bend Podcast. Director Tim Jeffcoat seconded the motion and the vote was unanimous to approve.

Agenda item 10. Review and consider a Marketing and Branding strategy for the City and Economic Development Department.

There was a lengthy discussion regarding the marketing for the City of Richmond and the Development Corporation needing to be more cohesive with the marketing. A "Marketing Plan" is needed to bring all of the current services that are being provided together such as Bella Media, Magana and in house staff. There was no action taken for this item.

Agenda item 11. Excuse from Attendance at Regular DCR Meeting. None to discuss.

There being no further business to come before the Development Corporation of Richmond, President Bonham adjourned the meeting at 7:03 p.m.

APPROVED:

Joe Bonham, President

ATTEST:

Laura Scarlato, City Secretary

5. Review Financial Reports through January 31, 2022.

RICHMOND
DEVELOPMENT CORPORATION OF RICHMOND

BALANCE SHEET

AS OF: JANUARY 31ST, 2022

85 -DEVELOPMENT CORPORATION

ASSETS

=====

1100	CLAIM ON CASH-DEVELOPMENT CORP	0.00
1101	Combined Securities - DCR	3,682,508.18
1105	CASH IN BANK-DEVELOPMENT CORP	457,340.93
1120	DCR WF - Sweep Accrued Interes	31.54
1200	INVESTMENTS	0.00
1302	SALES TAX RECEIVABLE	371,950.78
1303	OTHER RECEIVABLE	0.00
1370	ACCOUNTS RECEIVABLE - INVOICED	0.00
1500	PREPAID ASSET	0.00
1501	ACCRUED WORKERS COMP	0.00
1502	ACCRUED EXPENSES	0.00
1610	DUE TO (FROM) GENERAL	0.00
1620	DUE TO (FROM) WATER/SEWER	0.00
1621	DUE TO (FROM) METER	0.00
1622	DUE TO/FROM SURFACE WATER	0.00
1623	DUE TO/FROM RIVER PARK WEST	0.00
1625	DUE TO (FROM) CONSTRUCTION II	0.00
1626	DUE TO (FROM) FIRE SERVICE CAP	0.00
1630	DUE TO (FROM) DEBT SERVICE	0.00
1631	DUE TO (FROM) DEBT 1999 SERIES	0.00
1632	DUE TO/FROM DEBT-99 SERIES II	0.00
1640	DUE TO (FROM) WASTEWATER IMPAC	0.00
1650	DUE TO (FROM) WATER IMPACT	0.00
1660	DUE TO (FROM) PARK IMPROVEMENT	0.00
1665	DUE TO (FROM) STATE FUNDS (NARC	0.00
1666	DUE TO (FROM) FEDERAL FUNDS	0.00
1667	DUE TO (FROM) EQUIPMENT GRANT	0.00
1687	DUE TO/FROM SEED	0.00
1688	DUE TO/FROM WEED	0.00
1689	DUE TO/FROM HIGHER EDUCATION	0.00
1690	DUE TO (FROM) CDBG	0.00
1691	DUE TO/FROM TCLEOSE-FIRE	0.00
1692	DUE TO (FROM) COURT TECHNOLOGY	0.00
1693	DUE TO (FROM) COURT SECURITY	0.00
1696	DUE TO (FROM) TCLEOSE-POLICE	0.00
1697	DUE TO/FROM GEN FIXED ASSETS	0.00
1698	DUE TO/FROM DCR CASH/SWEEP	0.00

TOTAL ASSETS

4,511,831.43

=====

LIABILITIES

=====

2000	DEVELOPEMENT CORP ACCT PAYABLE	0.00
2014	RETAINAGE PAYABLE	10,052.80
2105	DEFERRED REVENUE	0.00
2140	ACCOUNTS PAYABLE	0.00
2199	DUE TO POOLED CASH	0.00

BALANCE SHEET

AS OF: JANUARY 31ST, 2022

85 -DEVELOPMENT CORPORATION

TOTAL LIABILITIES 10,052.80

FUND BALANCE

2900	UNAAPROPRIATED SURPLUS	4,381,247.13	
2950	TRANSFER TO I & S	0.00	
2999	BALANCING ENTRY	0.00	
	SURPLUS (DEFICIT)	<u>120,531.50</u>	
	TOTAL FUND BALANCE		<u>4,501,778.63</u>

TOTAL LIABILITIES AND FUND BALANCE 4,511,831.43

END OF REPORT

BALANCE SHEET

AS OF: JANUARY 31ST, 2022

87 -DCR CAPITAL PROJECTS

ASSETS

1100	CLAIM ON CASH-DCR CAPITAL PROJ	1,054,431.13	
1105	CLAIM ON CASH-SEED	0.00	
1300	ACCOUNTS RECEIVABLE	0.00	
1370	ACCOUNTS RECEIVABLE - INVOICED	0.00	
1501	ACCRUED WORKERS COMP	0.00	
1502	ACCRUED EXPENSES	0.00	
1610	DUE TO (FROM) GENERAL	0.00	
1620	DUE TO (FROM) WATER & SEWER	0.00	
1630	DUE TO (FROM) DEBT SERVICE	0.00	
1631	DUE TO/FROM DEBT 1999 SERIES	0.00	
1632	DUE TO/FROM DEBT-99 SERIES II	0.00	
1640	DUE TO (FROM) WASTEWATER IMPAC	0.00	
1650	DUE TO (FROM) WATER IMPACT	0.00	
1660	DUE TO (FROM) PARK IMPROVEMEN	0.00	
1665	DUE TO (FROM) STATE FUNDS	0.00	
1666	DUE TO (FROM) FEDERAL FUNDS	0.00	
1667	DUE TO (FROM) EQUIPMENT GRANT	0.00	
1685	DUE TO (FROM) DEVELOPMENT CORP	0.00	
1688	DUE TO/FROM WEED	0.00	
1689	DUE TO/FROM HIGHER EDUCATION	0.00	
1690	DUE TO (FROM) CDBG	0.00	
1692	DUE TO (FROM) COURT TECHNOLOGY	0.00	
1693	DUE TO (FROM) COURT SECURITY	0.00	
1696	DUE TO (FROM) TECLOSE	0.00	
	TOTAL ASSETS		1,054,431.13

LIABILITIES

2100	DEFERRED REVENUE	0.00	
2199	DUE TO POOLED CASH	0.00	
2550	DUE TO GENERAL	0.00	
	TOTAL LIABILITIES		0.00

FUND BALANCE

2900	UNAPPROPRIATED SURPLUS	0.00	
2950	OTHER SOURCES/USES	0.00	
2999	BALANCING ENTRY	0.00	
	SURPLUS (DEFICIT)	1,054,431.13	
	TOTAL FUND BALANCE		1,054,431.13

	TOTAL LIABILITIES AND FUND BALANCE		1,054,431.13
--	------------------------------------	--	--------------

END OF REPORT

CITY OF RICHMOND
 REVENUE AND EXPENSE REPORT (UNAUDITED)
 AS OF: JANUARY 31ST, 2022

85 -DEVELOPMENT CORPORATION
 FINANCIAL SUMMARY

33.33% OF FISCAL YEAR

	CURRENT BUDGET	CURRENT PERIOD	YEAR-TO-DATE ACTUAL	% OF BUDGET	BUDGET BALANCE
<u>REVENUE SUMMARY</u>					
ALL REVENUE	<u>1,707,600.00</u>	<u>205,332.69</u>	<u>761,172.91</u>	<u>44.58</u>	<u>946,427.09</u>
TOTAL REVENUES	<u>1,707,600.00</u>	<u>205,332.69</u>	<u>761,172.91</u>	<u>44.58</u>	<u>946,427.09</u>
<u>EXPENDITURE SUMMARY</u>					
DEVELOPMENT CORP	<u>2,434,616.00</u>	<u>21,204.61</u>	<u>640,641.41</u>	<u>26.31</u>	<u>1,793,974.59</u>
TOTAL EXPENDITURES	<u>2,434,616.00</u>	<u>21,204.61</u>	<u>640,641.41</u>	<u>26.31</u>	<u>1,793,974.59</u>
REVENUE OVER/ (UNDER) EXPENDITURES	<u>(727,016.00)</u>	<u>184,128.08</u>	<u>120,531.50</u>	<u>16.58-</u>	<u>(847,547.50)</u>

CITY OF RICHMOND
 REVENUE AND EXPENSE REPORT (UNAUDITED)
 AS OF: JANUARY 31ST, 2022

85 -DEVELOPMENT CORPORATION

33.33% OF FISCAL YEAR

REVENUES	CURRENT BUDGET	CURRENT PERIOD	YEAR-TO-DATE ACTUAL	% OF BUDGET	BUDGET BALANCE
3015 SALES TAX REVENUE	1,702,000.00	205,301.15	761,018.32	44.71	940,981.68
3055 INTEREST INCOME	600.00	31.54	154.59	25.77	445.41
3060 INTERGOVERNMENTAL	0.00	0.00	0.00	0.00	0.00
3070 OTHER INCOME	<u>5,000.00</u>	<u>0.00</u>	<u>0.00</u>	<u>0.00</u>	<u>5,000.00</u>
TOTAL REVENUES	<u><u>1,707,600.00</u></u>	<u><u>205,332.69</u></u>	<u><u>761,172.91</u></u>	<u><u>44.58</u></u>	<u><u>946,427.09</u></u>

CITY OF RICHMOND
REVENUE AND EXPENSE REPORT (UNAUDITED)
AS OF: JANUARY 31ST, 2022

85 -DEVELOPMENT CORPORATION

33.33% OF FISCAL YEAR

EXPENDITURES	CURRENT BUDGET	CURRENT PERIOD	YEAR-TO-DATE ACTUAL	% OF BUDGET	BUDGET BALANCE
DEVELOPMENT CORP					
5400-40650 TRAVEL AND TRAINING	13,055.00	575.18	582.18	4.46	12,472.82
5400-40750 OFFICE SUPPLIES	1,500.00	0.00	184.09	12.27	1,315.91
5400-40800 POSTAGE	0.00	0.00	0.00	0.00	0.00
5400-41650 PERIODICALS AND MEMBERSHIPS	16,500.00	300.00	475.00	2.88	16,025.00
5400-42000 BUILDING REPAIR AND MAINTENANC	0.00	0.00	0.00	0.00	0.00
5400-42200 LEGAL AND PROFESSIONAL FEES	0.00	0.00	0.00	0.00	0.00
5400-42250 CONTRACTED SERVICES	176,508.00	3,695.00	105,152.96	59.57	71,355.04
5400-42500 ADVERTISING	145,479.00	9,457.64	30,724.71	21.12	114,754.29
5400-42800 TRANSFERS OUT	0.00	0.00	0.00	0.00	0.00
5400-42840 DECREASE IN FMV OF INVESTMENTS	0.00	0.00	0.00	0.00	0.00
5400-42850 MISCELLANEOUS EXPENSE	22,540.00	474.75	481.75	2.14	22,058.25
5400-42870 DONATIONS	0.00	0.00	0.00	0.00	0.00
5400-42900 CAPITAL OUTLAY	0.00	0.00	0.00	0.00	0.00
5400-43000 BOND REDEMPTION	0.00	0.00	0.00	0.00	0.00
5400-43050 INTEREST EXPENSE	0.00	0.00	0.00	0.00	0.00
5400-43051 BANK FEES	5,000.00	2,952.12	2,952.12	59.04	2,047.88
5400-43100 AGENCY FEES	0.00	0.00	0.00	0.00	0.00
5400-43150 TRANSFER TO OTHER FUNDS	255,150.00	0.00	95,075.00	37.26	160,075.00
5400-43400 CITY OF RICHMOND REIMB ALLOC	689,384.00	0.00	165,216.23	23.97	524,167.77
5400-43500 RICHMOND HISTORIC DISTRICT	50,000.00	3,749.92	25,775.01	51.55	24,224.99
5400-43505 GATEWAY/WAYFINDING INVESTMENTS	0.00	0.00	0.00	0.00	0.00
5400-43511 PUBLIC TRANSPORTATION	75,000.00	0.00	75,000.00	100.00	0.00
5400-43521 WAYSIDE HORNS	0.00	0.00	0.00	0.00	0.00
5400-43525 TX DOT - 359 OVERPASS	0.00	0.00	0.00	0.00	0.00
5400-43530 TSTC COMMITMENT	100,000.00	0.00	100,000.00	100.00	0.00
5400-43535 LAMAR STREET EXTENSION	0.00	0.00	0.00	0.00	0.00
5400-43536 N. 10TH ST ROW ACQUISITION	0.00	0.00	0.00	0.00	0.00
5400-43537 WESSENDORFF PARK	0.00	0.00	0.00	0.00	0.00
5400-43538 DOWNTOWN IMPROVEMENT GRANT	40,000.00	0.00	0.00	0.00	40,000.00
5400-43539 2ND ST FARMERS MARKET PAVILION	0.00	0.00	0.00	0.00	0.00
5400-43540 RESERVE FOR OPPORTUNITIES	500,000.00	0.00	39,022.36	7.80	460,977.64
5400-43541 WATER TOWER LIGHTING PROJECT	0.00	0.00	0.00	0.00	0.00
5400-43542 MYRTLE STREET PROJECT	0.00	0.00	0.00	0.00	0.00
5400-43543 SIGNAGE GRANT PROJECT	25,000.00	0.00	0.00	0.00	25,000.00
5400-44251 SALES TAX INCENTIVE AGREEMENTS	5,000.00	0.00	0.00	0.00	5,000.00
5400-44999 SALES TAX RESERVE	314,500.00	0.00	0.00	0.00	314,500.00
TOTAL DEVELOPMENT CORP	2,434,616.00	21,204.61	640,641.41	26.31	1,793,974.59
<hr/>					
TOTAL EXPENDITURES	2,434,616.00	21,204.61	640,641.41	26.31	1,793,974.59


*** END OF REPORT ***

**Interim (Unaudited)
DCR Forecast
As of 1/31/2021**

Type	Month	Category	Prior Actuals	Current Actuals	Forecast	Forecast Variance
Revenue	1 - October		137,712	167,710	130,802	36,908
	2 - November		176,025	204,314	142,926	61,387
	3 - December		190,862	183,817	136,940	46,877
	4 - January	Sales Tax	143,081	205,301	129,107	76,194
		Other	-	-	417	(417)
		Interest	41	32	50	(18)
4 - January Total			143,121	205,333	129,573	75,759
Revenue Total			647,721	761,173	540,242	220,931
Expenditure	1 - October		332,300	39,518	202,885	(163,367)
	2 - November		36,818	116,417	202,885	(86,467)
	3 - December		327,176	463,502	202,885	260,617
	4 - January	Supplies	47	-	-	-
		Purchased Services	97,224	14,503	31,299	(16,796)
		Non-Departmental	-	3,750	12,500	(8,750)
		Transfers Out	-	-	78,711	(78,711)
		Capital Items/Other	1,740	-	53,333	(53,333)
	Non-Departmental	-	2,952	27,042	(24,090)	
4 - January Total			99,011	21,205	202,885	(181,680)
Expenditure Total			795,304	640,641	811,539	(170,897)

	ANNUAL BUDGET	-----QUARTER-TO-DATE----- ACTUAL	ENCUMBERED	TOTAL	YEAR-TO-DATE BALANCE	BUDGET VARIANCE
DCRCAP DCR Capital Projects						
16 Wayside Horns						
QTD:01/22-01/22 YTD:10/21-01/22						
TOTAL EXPENSE	951,413	187,377	0	187,377	666,532	284,881
18 Myrtle Street						
QTD:01/22-01/22 YTD:10/21-01/22						
TOTAL EXPENSE	221,478	68,618	(68,618)	0	221,478	0
22 North 10th ST ROW ACQ						
QTD:01/22-01/22 YTD:10/21-01/22						
TOTAL EXPENSE	299,900	0	0	0	0	299,900
NET MASTER PROJECT DCRCAP	1,472,792	255,995	(68,618)	187,377	888,010	584,781
OVER (UNDER)						

A Charming Past. A Soaring Future.



CITY OF RICHMOND, TEXAS
Monthly Sales Tax Analysis
For the period ending
January 31, 2022



FY2022



RICHMOND
EST. TEXAS 1837

Sales Tax Analysis

Summary of Performance

Quarter Label	Net Payment	SPA Collections	City Collections	City Retained SPA	Gross City Collections	MUD Expense SPA	City Retained	Budget Amount	DCR Retained
Q1									
1 - October	727,363	116,464	59,772	59,772	559,695	-56,692	503,004	443,999	167,668
2 - November	902,127	172,691	87,695	87,695	697,844	-84,996	612,849	485,301	204,283
3 - December	774,155	80,878	41,788	41,788	590,389	-39,090	551,299	464,908	183,766
Total	2,403,646	370,033	189,256	189,256	1,847,929	-180,777	1,667,151	1,394,207	555,717
Q2									
4 - January	879,301	118,715	60,619	60,619	674,000	-58,097	615,903	439,813	205,301
Total	879,301	118,715	60,619	60,619	674,000	-58,097	615,903	439,813	205,301
Total	3,282,947	488,748	249,874	249,874	2,521,929	-238,874	2,283,055	1,834,020	761,018



RICHMOND
EST. TEXAS 1837

Sales Tax Analysis

City Sales Tax

Quarter Label	Prior Year Net Payment	Net Payment	YoY Net % Chg	Prior Year City Retained	City Retained	YoY City % Chg	Budget Amount	Actual / Budget (\$)	Actual / Budget (%)
Q1									
1 - October	605,058	727,363	20.21%	413,000	503,004	21.79%	443,999	59,005	13.29%
2 - November	761,170	902,127	18.52%	527,947	612,849	16.08%	485,301	127,548	26.28%
3 - December	819,687	774,155	-5.55%	572,403	551,299	-3.69%	464,908	86,391	18.58%
Total	2,185,914	2,403,646	9.96%	1,513,351	1,667,151	10.16%	1,394,207	272,944	19.58%
Q2									
4 - January	625,390	879,301	40.60%	429,242	615,903	43.49%	439,813	176,091	40.04%
Total	625,390	879,301	40.60%	429,242	615,903	43.49%	439,813	176,091	40.04%
Total	2,811,305	3,282,947	16.78%	1,942,592	2,283,055	17.53%	1,834,020	449,035	24.48%



Sales Tax Analysis

DCR Sales Tax

Quarter Label	Prior Year Net Payment	Net Payment	YoY Net % Chg	DCR Prior Retained	DCR Retained	YoY DCR % Chg	DCR Budget	DCR Act/Bud (\$)	DCR Act/Bud (%)
Q1									
1 - October	605,058	727,363	20.21%	137,667	167,668	21.79%	130,336	37,332	28.64%
2 - November	761,170	902,127	18.52%	175,982	204,283	16.08%	142,460	61,823	43.40%
3 - December	819,687	774,155	-5.55%	190,801	183,766	-3.69%	136,474	47,293	34.65%
Total	2,185,914	2,403,646	9.96%	504,450	555,717	10.16%	409,269	146,448	35.78%
Q2									
4 - January	625,390	879,301	40.60%	143,081	205,301	43.49%	129,107	76,194	59.02%
Total	625,390	879,301	40.60%	143,081	205,301	43.49%	129,107	76,194	59.02%
Total	2,811,305	3,282,947	16.78%	647,531	761,018	17.53%	538,376	222,643	41.35%

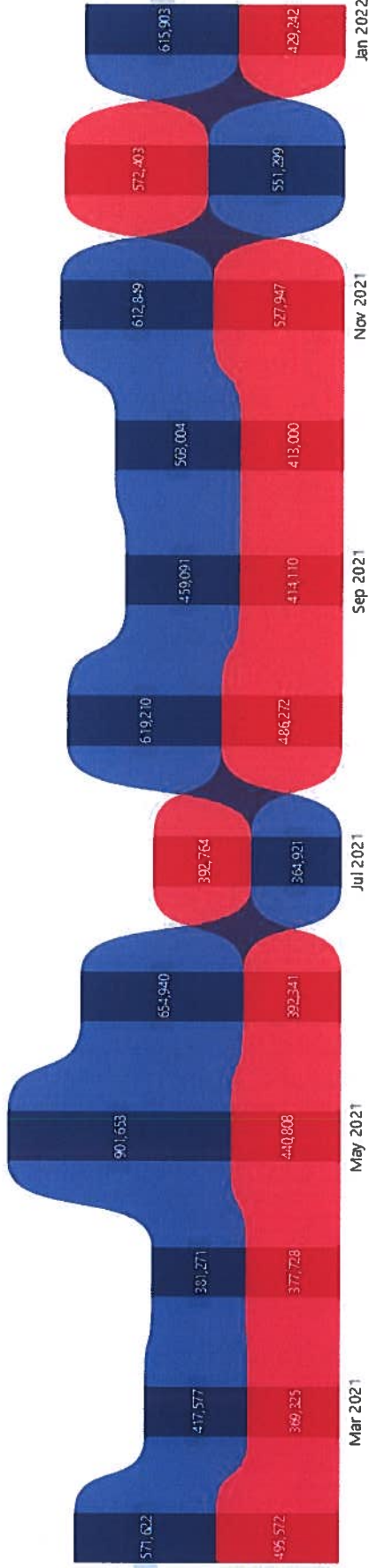


Sales Tax Analysis

City Performance Graphs

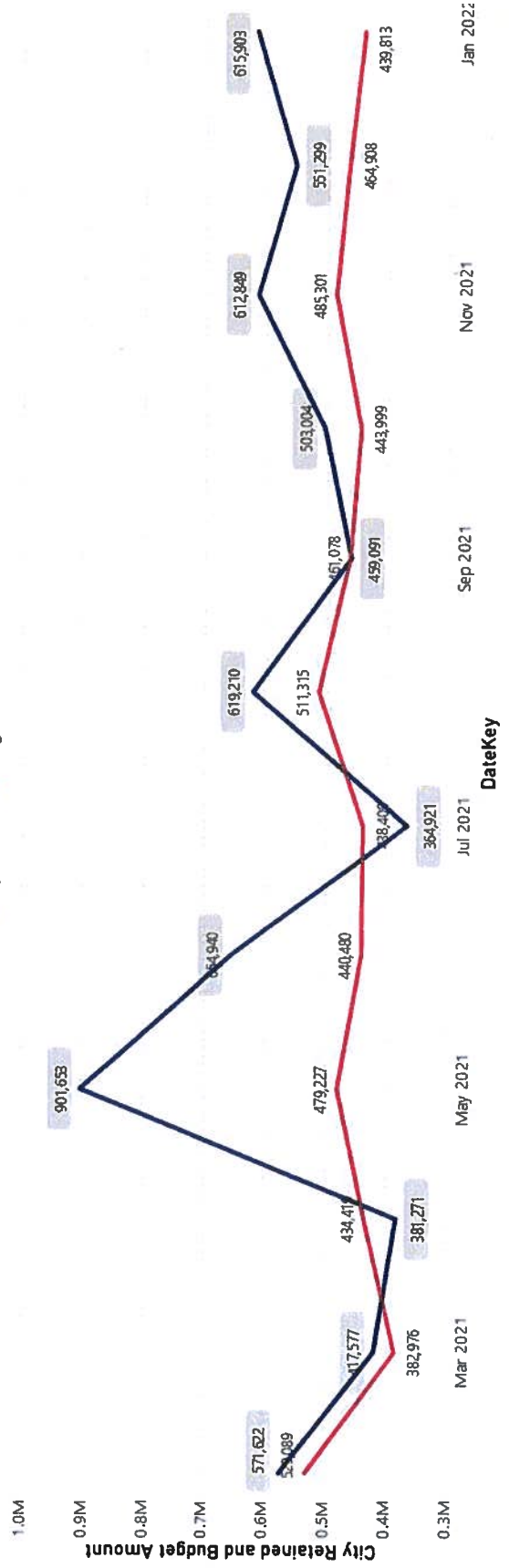
YOY Sales Tax Performance

● Prior Year City Retained ● City Retained



Sales Tax Performance Actual to Budget

● City Retained ● Budget Amount





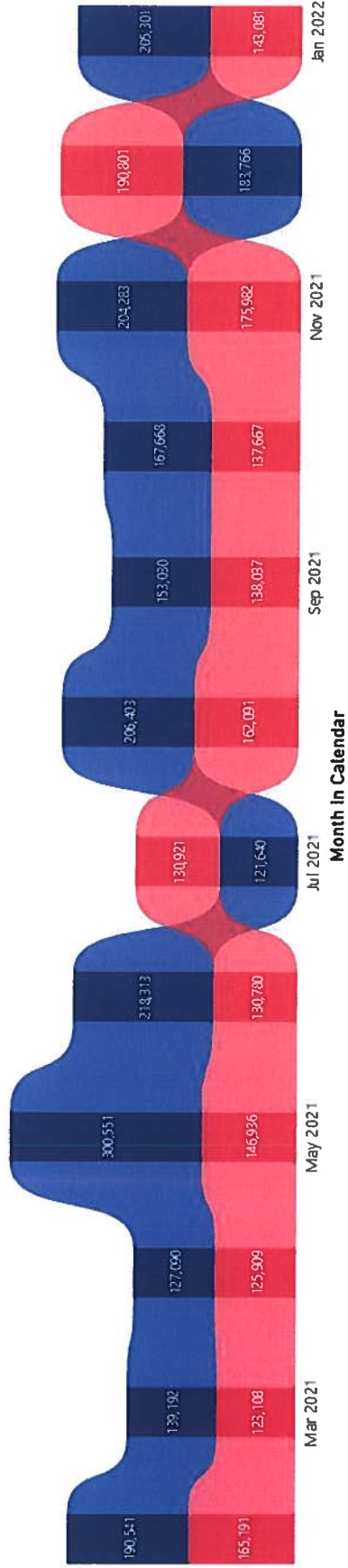
RICHMOND
EST. TEXAS 1837

Sales Tax Analysis

DCR Historical Performance

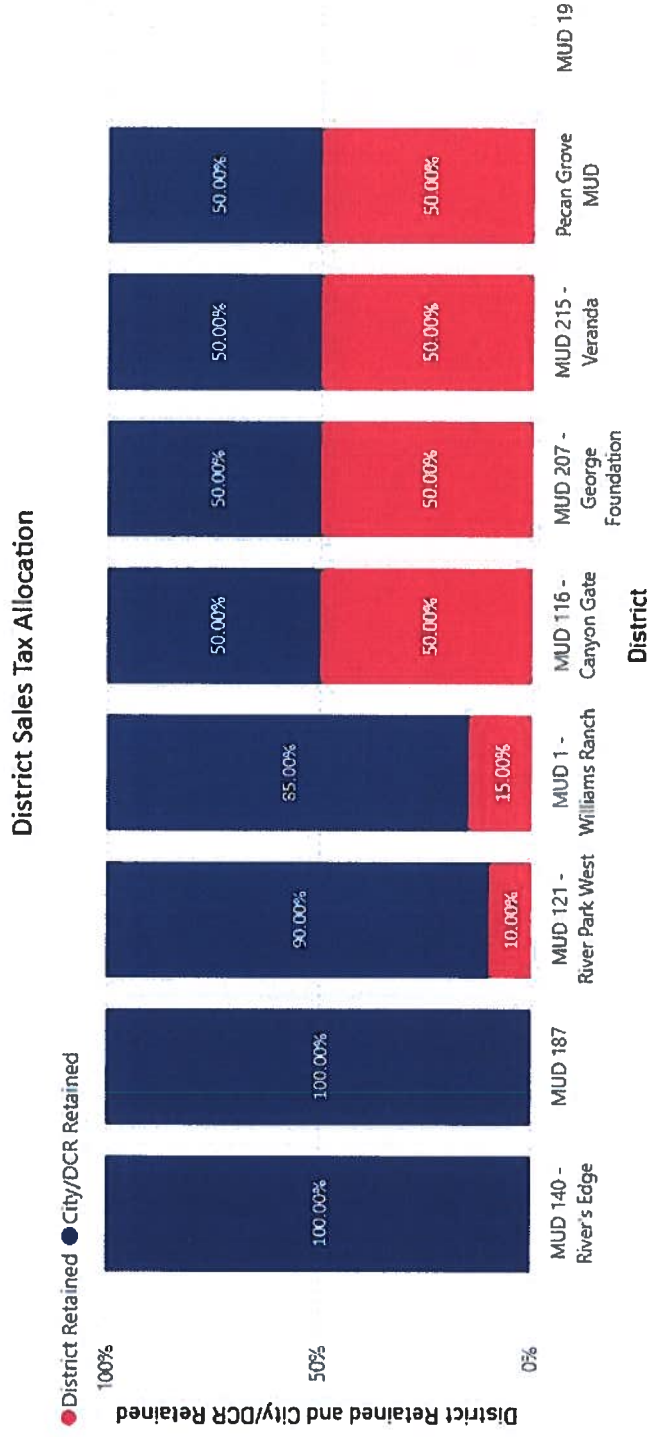
YOY Sales Tax Performance

● DCR Retained ● DCR Prior Retained



Sales Tax Analysis

SPA Allocation Agreements Key

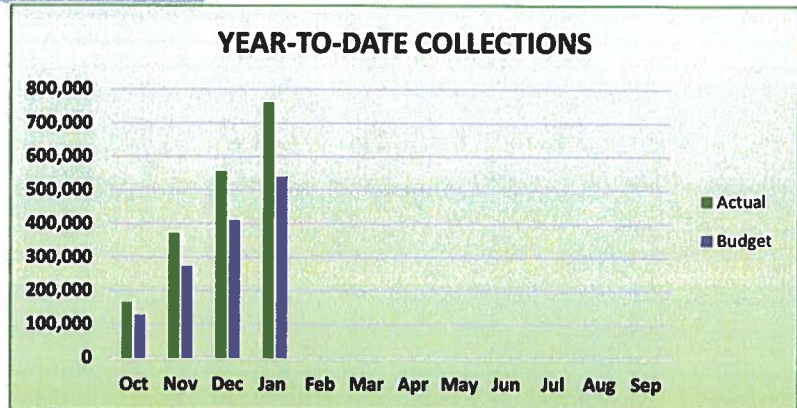
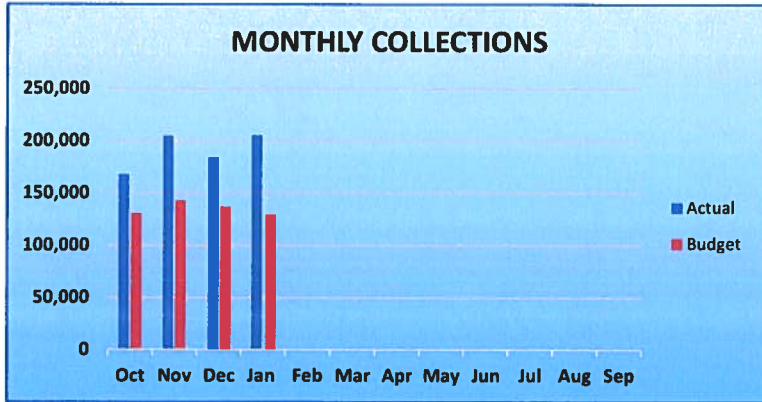


**DEVELOPMENT CORPORATION OF RICHMOND
SALES TAX REVENUE**

GROSS (Includes City & SPAs)		DCR ALLOCATION <i>Actual Income</i>		DCR BUDGET <i>Budgeted Income</i>		Year-to-Date Target to Budget <small>100% = Budget</small>
Total Received	Prior Year % Increase (Decrease) Month to Month	Monthly	Total Received Year-to-Date	Monthly	Total Budget Year-to-Date	

Fiscal Year 2021							
Oct	605,058	11%	137,667	137,667	128,712	128,712	106.96%
Nov	761,170	21%	175,982	313,649	139,542	268,254	116.92%
Dec	819,687	31%	190,801	504,450	136,615	404,869	124.60%
Jan	625,390	17%	143,081	647,531	126,394	531,263	121.89%
Feb	818,404	15%	190,541	838,071	163,136	694,399	120.69%
Mar	603,792	12%	139,192	977,264	118,084	812,483	120.28%
Apr	561,305	2%	127,090	1,104,354	133,946	946,429	116.69%
May	1,268,117	97%	300,551	1,404,905	147,762	1,094,191	128.40%
Jun	941,234	65%	218,313	1,623,218	135,815	1,230,006	131.97%
Jul	554,166	-5%	121,640	1,744,859	135,173	1,365,179	127.81%
Aug	883,774	25%	206,403	1,951,262	157,655	1,522,834	128.13%
Sep	670,588	12%	153,030	2,104,292	142,166	1,665,000	126.38%

Fiscal Year 2022							
Oct	727,363	20%	167,668	167,668	130,336	130,336	128.64%
Nov	902,127	19%	204,283	371,951	142,460	272,795	136.35%
Dec	774,155	-6%	183,766	555,717	136,474	409,269	135.78%
Jan	879,301	41%	205,301	761,018	129,107	538,376	141.35%
Feb	0		0		165,288	703,663	
Mar	0		0		121,371	825,034	
Apr	0		0		129,371	954,406	
May	0		0		157,165	1,111,570	
Jun	0		0		142,344	1,253,915	
Jul	0		0		141,847	1,395,761	
Aug	0		0		161,753	1,557,514	
Sep	0		0		144,486	1,702,000	



6. Report of activities of Economic Development Director.

RICHMOND
DEVELOPMENT CORPORATION OF RICHMOND

7. Consider taking action on requests for future agenda items.


RICHMOND
DEVELOPMENT CORPORATION OF RICHMOND

8. Excuse from Attendance at Regular DCR Meeting.

RICHMOND
DEVELOPMENT CORPORATION OF RICHMOND

9.) EXECUTIVE SESSION

In accordance with Chapter 551, Government Code, Vernon's Texas Code Annotated (V.T.C.A.) (Open Meetings Law), "The Board of Directors may meet in a Closed Executive Meeting pursuant to provisions of the Open Meetings Law, Chapter 551, Government Code, V.T.C.A. in accordance with the authority contained in the following section"; Section 551.087, Deliberation Regarding Economic Development Negotiations.

E1. Boxwood

E2. Mead

OPEN MEETING

10. Reconvene into Open Meeting, and take action on items, if necessary.

RICHMOND
DEVELOPMENT CORPORATION OF RICHMOND

11. Adjournment

